


# PARCC MODEL CONTENT FRAMEWORKS

ENGLISH LANGUAGE ARTS/LITERACY  
GRADES 3–11

Version 2.0  
August 2012





## TABLE OF CONTENTS

---

<b>Introduction to the PARCC Model Content Frameworks for ELA/Literacy</b> .....	<b>3</b>
Purpose of the Model Content Frameworks for ELA/Literacy.....	3
Connections to the PARCC Assessment System .....	3
Structure of the Model Content Frameworks for ELA/Literacy.....	4
Literacy Standards for Other Disciplines and the Model Content Frameworks .....	12
Using the Model Content Frameworks to Support All Students .....	12
Conclusion.....	13
<b>PARCC Model Content Framework for ELA/Literacy for Grade 3</b> .....	<b>14</b>
Narrative Summary of ELA/Literacy Standards for Grade 3 .....	14
ELA/Literacy Model Content Framework Chart for Grade 3 .....	15
Key Terms and Concepts for Grade 3 ELA/Literacy Model Content Framework Chart.....	16
Writing Standards Progression from Grade 2 to Grade 3.....	18
Speaking and Listening Standards Progression from Grade 2 to Grade 3 .....	20
<b>PARCC Model Content Framework for ELA/Literacy for Grade 4</b> .....	<b>22</b>
Narrative Summary of ELA/Literacy Standards for Grade 4 .....	22
ELA/Literacy Model Content Framework Chart for Grade 4 .....	23
Key Terms and Concepts for Grade 4 ELA/Literacy Model Content Framework Chart.....	23
Writing Standards Progression from Grade 3 to Grade 4.....	26
Speaking and Listening Standards Progression from Grade 3 to Grade 4 .....	28
<b>PARCC Model Content Framework for ELA/Literacy for Grade 5</b> .....	<b>31</b>
Narrative Summary of ELA/Literacy Standards for Grade 5 .....	31
ELA/Literacy Model Content Framework Chart for Grade 5 .....	32
Key Terms and Concepts for Grade 5 ELA/Literacy Model Content Framework Chart.....	32
Writing Standards Progression from Grade 4 to Grade 5.....	35
Speaking and Listening Standards Progression from Grade 4 to Grade 5 .....	38
<b>PARCC Model Content Framework for ELA/Literacy for Grade 6</b> .....	<b>40</b>
Narrative Summary of ELA Standards for Grade 6 .....	40
Literacy Standards for Other Disciplines in Grades 6-8 .....	40
ELA Model Content Framework Chart for Grade 6.....	41
Key Terms and Concepts for Grade 6 ELA Model Content Framework Chart .....	41
Writing Standards Progression from Grade 5 to Grade 6.....	44
Speaking and Listening Standards Progression from Grade 5 to Grade 6 .....	46
<b>PARCC Model Content Framework for ELA/Literacy for Grade 7</b> .....	<b>49</b>
Narrative Summary of ELA Standards for Grade 7 .....	49
Literacy Standards for Other Disciplines in Grades 6-8 .....	49
ELA Model Content Framework Chart for Grade 7.....	50
Key Terms and Concepts for Grade 7 ELA Model Content Framework Chart .....	50

Writing Standards Progression from Grade 6 to Grade 7 .....	53
Speaking and Listening Standards Progression from Grade 6 to Grade 7 .....	56
<b>PARCC Model Content Framework for ELA/Literacy for Grade 8 .....</b>	<b>58</b>
Narrative Summary of ELA Standards for Grade 8 .....	58
Literacy Standards for Other Disciplines in Grades 6-8 .....	58
ELA Model Content Framework Chart for Grade 8.....	59
Key Terms and Concepts for Grade 8 ELA Model Content Framework Chart .....	59
Writing Standards Progression from Grade 7 to Grade 8.....	62
Speaking and Listening Standards Progression from Grade 7 to Grade 8 .....	65
<b>PARCC Model Content Framework for ELA/Literacy for Grade 9 .....</b>	<b>67</b>
Narrative Summary of ELA Standards for Grade 9 .....	67
Literacy Standards for Other Disciplines in Grades 9-10 .....	67
ELA Model Content Framework Chart for Grade 9.....	68
Key Terms and Concepts for Grade 9 ELA Model Content Framework Chart .....	68
Writing Standards Progression from Grade 8 to Grades 9-10 .....	71
Speaking and Listening Standards Progression from Grade 8 to Grades 9-10 .....	74
<b>PARCC Model Content Framework for ELA/Literacy for Grade 10 .....</b>	<b>77</b>
Narrative Summary of ELA Standards for Grade 10 .....	77
Literacy Standards for Other Disciplines in Grades 9-10 .....	77
ELA Model Content Framework Chart for Grade 10.....	78
Key Terms and Concepts for Grade 10 ELA Model Content Framework Chart .....	78
Writing Standards Progression from Grade 8 to Grades 9-10 .....	81
Speaking and Listening Standards Progression from Grade 8 to Grades 9-10 .....	84
<b>PARCC Model Content Framework for ELA/Literacy for Grade 11 .....</b>	<b>87</b>
Narrative Summary of ELA Standards for Grade 11 .....	87
Literacy Standards for Other Disciplines in Grade 11 .....	87
ELA Model Content Framework Chart for Grade 11.....	88
Key Terms and Concepts for Grade 11 ELA Model Content Framework Chart .....	88
Writing Standards Progression from Grades 9-10 to Grades 11-12 .....	91
Speaking and Listening Standards Progression from Grades 9-10 to Grades 11-12 .....	95

## INTRODUCTION TO THE PARCC MODEL CONTENT FRAMEWORKS FOR ENGLISH LANGUAGE ARTS (ELA)/LITERACY

---

### Purpose of the Model Content Frameworks for ELA/Literacy

As part of its proposal to the U.S. Department of Education, the Partnership for Assessment of Readiness for College and Careers (PARCC) committed to developing model content frameworks for English language arts/literacy (ELA/Literacy) to serve as a bridge between the Common Core State Standards and the PARCC assessments.<sup>1</sup> PARCC developed the Model Content Frameworks to help:

- Inform development of item specifications and blueprints for the PARCC assessments, and
- Support implementation of the Common Core State Standards

The PARCC Model Content Frameworks were developed through a state-led process that included ELA content experts in PARCC member states and members of the Common Core State Standards writing team. Although the primary purpose of the Model Content Frameworks is to provide a frame for the PARCC assessments, they also are voluntary resources to help educators and those developing curricula and instructional materials. The Model Content Frameworks illustrate one of a number of ways the standards could be organized over the course of the school year. Users are advised to have a copy of the Common Core State Standards available for use in conjunction with the Model Content Frameworks.

### Connections to the PARCC Assessment System

The proposed PARCC Assessment System will be designed to measure knowledge, skills, and understandings essential to achieving college and career readiness. The assessment will call for students to demonstrate higher-order, critical thinking skills through a variety of item types designed to reflect the rigor of the CCSS. In ELA/Literacy, the knowledge, skills, and understandings include the following areas as defined by the standards:

- *Reading complex texts:* This requires students to read and comprehend a range of grade-level complex texts, including texts from the domains of ELA, science, history/social studies, technical subjects, and the arts. Because vocabulary is a critical component of reading comprehension, it will be assessed in the context of reading passages. Both close, analytic reading and comparing and synthesizing ideas across texts are expected. Students will read short passages (a few paragraphs long) and longer or extended passages (several pages long by the time students are in high school). Nonetheless, the length of texts is less important than the focus on student engagement with appropriately complex, literary, and content rich texts to build deep knowledge about a topic (or unit of study).
- *Writing effectively when using and/or analyzing sources:* This requires students to demonstrate the interrelated literacy skills of reading carefully and closely; gathering evidence to support an explanation, summary, claim, or comparison about what is read; and analyzing, integrating, and

---

<sup>1</sup> The Model Content Frameworks, from grade 3 through grade 11, align with the PARCC Assessment System for those grades. PARCC is exploring the possibility of developing a companion document for grades K–2.

presenting the supporting evidence in writing. Additionally, when using sources, students also demonstrate understanding when writing narrative descriptions of events and procedures as well as writing about experiences based on what is read. Both require students to demonstrate their understanding gained from reading skillfully and closely through cogent and coherent writing.

- *Conducting and reporting on research:* This expands on “writing effectively when analyzing sources” to require students to demonstrate their ability to gather resources, evaluate their relevance, and report on information and ideas they have investigated (i.e., conducting research to answer questions or to solve problems).
- *Speaking and listening:* This requires students to demonstrate a range of interactive oral communication and interpersonal skills, including (but not limited to) skills necessary for making formal presentations, working collaboratively, sharing findings, and listening carefully to the ideas of others.
- *Language use for reading, writing, and speaking:* This requires students to have a strong command of grammar and spoken and written academic English.

The importance of these skills is reflected in the emphasis the Model Content Frameworks place on students’ needing regular opportunities to grapple with the close, analytic reading of grade-level complex texts and to construct increasingly sophisticated responses in writing. The Model Content Frameworks therefore provide a helpful guide in preparing students for the future PARCC assessments.

## Structure of the Model Content Frameworks for ELA/Literacy

The Model Content Framework for each grade level (grades 3-11) is divided into four sections:

1. Narrative Summary of the ELA Standards,
2. The Model Content Framework Chart,
3. Key Terms and Concepts for the Model Content Framework Chart, and
4. Writing and Speaking and Listening Standards Progressions Charts.

As described below, the four sections capture the key emphases within the standards for reading, writing, speaking and listening, and language (including vocabulary) noted above in the description of the PARCC Assessment System. These emphases reflect the research basis for the standards found in [Appendix A](#) of the Common Core State Standards. Hence the Model Content Framework for each grade serves as a useful bridge for teachers and others who want to create curriculum that reflects the key shifts within the CCSS while simultaneously preparing their students for the PARCC Assessment System.

### **Section 1: Narrative Summary of the ELA Standards**

The first section highlights the crucial and distinct insights from the ELA/Literacy standards for grades 3-5 and the ELA standards for grades 6-11. This succinct overview of the standards sets the stage for section 2, the Model Content Framework Chart.

## **Section 2: The Model Content Framework Chart**

The second section presents a visual overview of the standards in a particular grade level, noting crucial reading demands and writing emphases for instructional planning. The module chart (an example of which appears below) offers a model of how the standards for a particular grade level could be organized into four instructional modules to aid states and districts in developing instructional tools. As noted above, the Model Content Frameworks offer one way of organizing the standards — in this instance into quarterly modules. Equally successful models could be based around semesters, trimesters or other school schedules.

The Model Content Framework Chart reflects the integrated nature of reading, writing and research (as illustrated by the arrows connecting them). Each module suggests both the number and types of texts that students read and analyze. Students then write about these texts either to express an opinion/make an argument or to inform/explain. They may also use these texts as models or triggers for crafting imaginative narratives or narrative descriptions. In addition, a research task appears in each module.

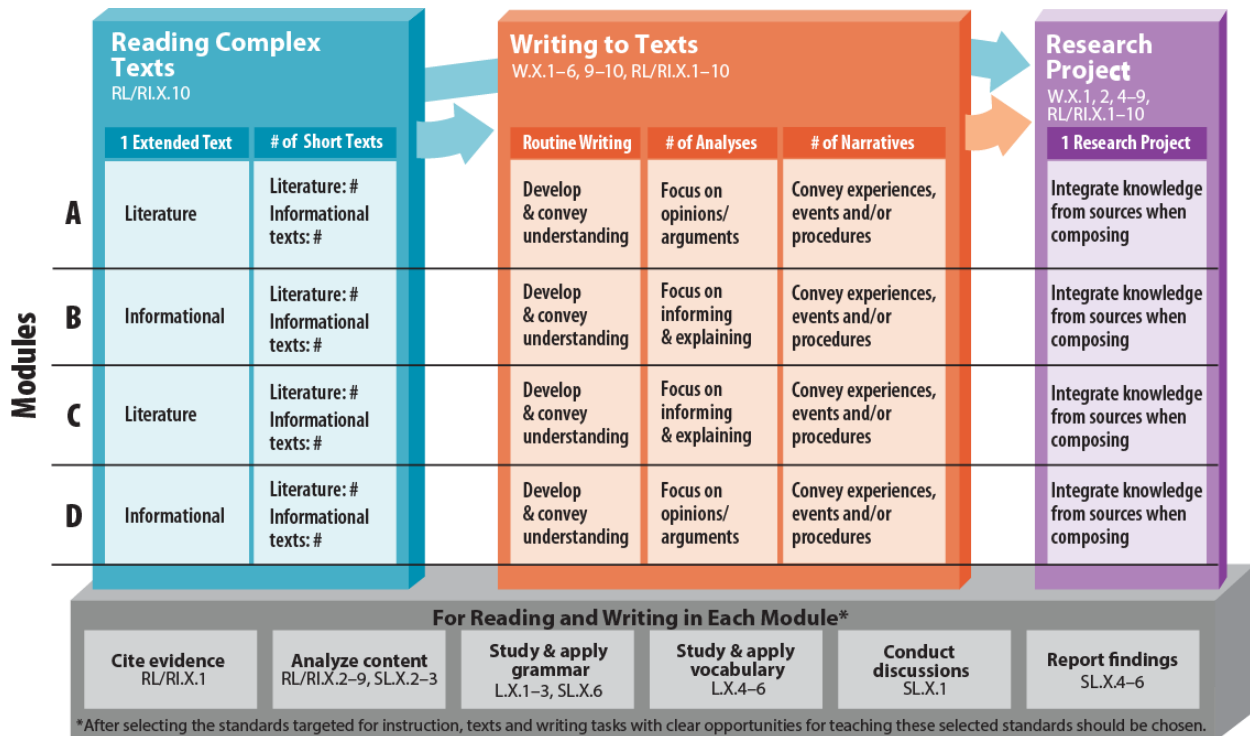
As indicated by the bar that stretches underneath the chart, the skills of reading, writing, and research rest on a fundamental skill set that includes citing evidence, analyzing content, using correct grammar, acquiring and applying vocabulary, conducting discussions, and reporting findings.<sup>2</sup>

Lastly, it is important to note that the chart is meant to illustrate and provide context for the standards **but not replace the standards themselves**.

---

<sup>2</sup> In grades 3-5, the charts also reference the Foundational Skills in Reading.

### Sample Model Content Framework Chart



The Model Content Frameworks permit educators the flexibility to shape the content within the modules in any way that suit their desired purposes and even re-order the modules themselves. Because the knowledge and skills embedded across the four modules address all the standards for a given grade level, the order in which the four modules may be used is not critical. What changes from module to module is the focus and emphasis on the types of texts read and written about; what remains constant across all four modules is the cultivation of students’ literacy skills in preparation for college and career readiness as well as the future PARCC assessments.<sup>3</sup>

### Section 3: Key Terms and Concepts for the Model Content Framework Chart

This section explains the elements that appear within the Model Content Framework Chart. As noted above, these elements not only play a key role within the standards but also reflect critical emphases that will be addressed within the PARCC Assessment System.

<sup>3</sup> It should be noted that while the modules above articulate a baseline of essential knowledge and skills derived from the standards, they are not intended to limit the types of texts educators may use.



Reading complex texts: The Model Content Frameworks highlight the importance of focusing on the close, sustained analysis of complex text.<sup>4</sup> A significant body of research links the close reading of complex text — whether the student is a struggling reader or advanced — to significant gains in reading proficiency and finds close reading to be a key component of college and career readiness.<sup>5</sup>

Close, analytic reading stresses engaging with a text of sufficient complexity directly and examining its meaning thoroughly and methodically, encouraging students to read and reread deliberately. Directing student attention on the text itself empowers students to understand the central ideas and key supporting details. It also enables students to reflect on the meanings of individual words and sentences; the order in which sentences unfold; and the development of ideas over the course of the text, which ultimately leads students to arrive at an understanding of the text as a whole. Close, analytic reading entails the careful gathering of observations about a text and careful consideration about what those observations taken together add up to — from the smallest linguistic matters to larger issues of overall understanding and judgment.

Reading complex text also encompasses the productive comparison and synthesis of ideas. Readers use the meaning developed through the analysis of particular words, phrases, sentences and paragraphs to elaborate on the connections among ideas across multiple texts. Once each source is read and understood, students can give attention to integrating what they have recently read with readings they have previously encountered and knowledge they have previously acquired. By drawing on relevant prior knowledge, students can make comparisons between what they have just read to previous learning and assess how the text expands or challenges that knowledge. Comparison and synthesis of ideas across multiple texts allow students to thoroughly demonstrate reading comprehension as defined by the entirety of the reading standards. This type of reading is also essential when conducting research, when students build and present knowledge through integration, comparison, and synthesis of ideas.

---

<sup>4</sup> Complex text is typified by a combination of longer sentences, a higher proportion of less-frequent words, and a greater number and variety of words with multiple meanings. In higher grade levels, complex text involves higher levels of abstraction, more subtle and multidimensional purposes, and a wider variety of writing styles — all of which place greater demands on working memory. Research has been completed to develop clear, common definitions for measuring text complexity that can be consistent across different curricula and publishers. The measures are based on the principles laid out in Appendix A and have been further developed and refined. The immediate recommendation is for teachers to select texts that are within the appropriate band of complexity (like those listed in [Appendix B](#) of the standards), using currently available quantitative measures, and then make keener distinctions using a blend of qualitative measures (such as a text’s levels of meaning or purpose, structure, language conventionality and clarity, and knowledge demands) to determine when to teach a given text. See the addendum to Appendix A that expands upon the three-part model outlined in Appendix A of the CCSS for ELA/Literacy. This model, based on the result of new research on the quantitative dimensions of text complexity called for at the time of the standards’ release, blends quantitative and qualitative measures of text complexity and takes into account the reader and task considerations.

<sup>5</sup> Ericsson, K. A., and W. Kintsch. 1993. “The Role of Deliberate Practice in the Acquisition of Expert Performance.” *Psychological Review* 100(3):363–406; Plant, E. A., et al. 2005. “Why Study Time Does Not Predict Grade Point Average Across College Students: Implications of Deliberate Practice for Academic Performance.” *Contemporary Educational Psychology* 30; Ericsson, K. A., and W. Kintsch. 1999. “The Role of Long Term Working Memory in Text Comprehension.” *Psychologia*; Kintsch, W. 2009. “Learning and Constructivism.” *Constructivist Instruction: Success or Failure?* eds. Tobias and Duffy. New York: Routledge; Hampton, S., and E. Kintsch. 2009. “Supporting Cumulative Knowledge Building Through Reading.” In *Adolescent Literacy, Field Tested: Effective Solutions for Every Classroom*, eds. Parris, Fisher, and Headley. International Reading Association; Heller, R., and C. Greenleaf. 2007. *Literacy Instruction in the Content Areas: Getting to the Core of Middle and High School Improvement*. Washington, D.C.: Alliance for Excellent Education; The Education Trust. 2006. *Gaining Traction, Gaining Ground: How Some High Schools Accelerate Learning for Struggling Students*; ACT. 2006. *Reading Between the Lines*.

Each module in the Model Content Frameworks suggests that educators select a minimum number of grade-level-appropriate short texts of sufficient complexity for close, analytic reading as well as one extended text.<sup>6</sup> While short texts might include a poem, short story, or magazine article, extended texts might include novels or book-length informational texts, a magazine with a series of related articles or stories, or even a website with multiple related pages of grade-level complex text to navigate. Choosing short texts that complement the extended text will create coherence in a module. Texts could be related any number of ways: they could be conceptually or topically alike, be written by the same author or in the same genre, or even display similar text structures or styles. A primary goal in selecting related shorter texts is to build student knowledge and deepen their understanding of the topic or theme of the extended text.

With regards to selecting which complex texts to read, in lower grades, chosen texts should include content from across the disciplines. In upper grades, content-area teachers are encouraged to consider how best to implement informational reading across the disciplines.<sup>7</sup> Likewise, English teachers at the secondary levels should increase the use of literary nonfiction in their courses. To become career- and college-ready, students must have access to and grapple with works of exceptional content and craft that span many genres, cultures and eras both for the insights they offer and as models for students' own thinking and writing.<sup>8</sup> Texts should be selected from among the best contemporary fiction and nonfiction and from a diverse range of authors and perspectives. These texts should also include classic works that have broad resonance and are alluded to and quoted often, such as foundational literary works, influential political documents, and seminal historical and scientific texts. These complex texts should allow students to draw ample evidence from them and present their analyses in writing and speaking. They should also vary in length, density, and type (including new media texts), requiring students to slow down or read more quickly depending on their purpose for reading. Not only do students need to be able to read closely, but also they need to be able to read larger volumes of text when necessary for research or other purposes.

In addition, all students need access to a wide range of materials on a variety of topics and genres in order to develop their knowledge and joy of reading. Students' classrooms and school libraries need to provide this wide array of texts to ensure that students are regularly and frequently encouraged to independently read texts of their own choosing during and outside of the school day. Independent reading should include texts at a student's independent reading level and texts with complexity levels that are challenging and motivating.

*Writing to texts:* The Model Content Frameworks reflect the emphasis found in the Writing Standards that students must develop the ability to write effectively and proficiently. While narrative writing is given prominence in early grades, as the grade level increases, the standards (and therefore the Model Content Frameworks) shift the focus to writing arguments or informational pieces that analyze sources

---

<sup>6</sup> Leveled texts that are below grade-band level in complexity are not a substitute; the standards call for students to be reading grade-band-level complex text. Flexibility is built in for educators to build progressions of more complex texts within grade-band levels (e.g., grades 4–5, 6–8, 9–12) that overlap to a limited degree with earlier bands, but reading text from the appropriate band level lies at the core of the Model Content Frameworks.

<sup>7</sup> In elementary grades, there is a 50/50 balance of nonfiction to literary texts across a student's school day, whereas in high school, nonfiction texts are to be more prominently featured in English classes as well as in science, history, and technical classes to maintain a 70/30 balance of nonfiction to literary texts.

<sup>8</sup> An extensive list of grade-level-appropriate complex texts appears in Appendix B of the standards. Though it offers numerous examples, instructors and curriculum planners are encouraged to go beyond this list to select other grade-level complex texts.

(including writing about research students have performed). Studies show that learning to present important information in an organized piece of writing helps students generate a deeper understanding of a text. Indeed, whether taking notes or answering questions about a text, or crafting a summary or an extended response regarding what they have read, students improve both their reading comprehension and their writing skills when writing in response to texts.<sup>9</sup> Thus, each module includes routine writing in response to prompts designed to answer questions and even to brainstorm ideas — the type of writing critical for improving reading comprehension as well as for building writing skills. This writing can take the form of notes, summaries, learning logs, writing to learn tasks, or even a response to a short text selection or an open-ended question.<sup>10</sup>

Furthermore, each grade-level framework addresses more formal, structured analytic writing that either advances an argument or explains an idea. The Model Content Frameworks are organized with the expectation that students will respond to high-quality, text-dependent prompts about what they have read by framing a debate or informing the reader about what they have learned through writing. Rigorous, text-dependent questions require students to demonstrate that they can follow the details of what is explicitly stated and make valid claims and inferences that square with the evidence in the text. These responses can vary in length based on the questions asked and tasks performed, from answering brief questions to crafting multiparagraph responses in upper grades.

In addition to the analytic and informative/explanatory writing expected of students, the standards also reflect the need for students to write narratives.<sup>11</sup> Narrative writing takes two distinct forms in the standards and the PARCC assessment system: narrative story and narrative description. The narrative story about real or imagined situations and characters uses time as its deep structure. Such writing includes the subgenres of creative fiction, as well as memoirs, anecdotes, biographies, and autobiographies. The narrative description differs from the narrative story in that it is used to create for the reader a vivid impression of a person, phenomenon, event, or procedure under study. For example, in history/social studies, students might write narrative descriptions about individuals and events, selecting from their sources only the most relevant information. In science, students might write narrative descriptions of step-by-step procedures of investigations so that others can replicate their procedures to test their results.

From the importance of organization to the nuance of word choice, shaping narratives that reflect real or imagined experiences or events reinforces what students are learning elsewhere. The close attention to detail required by students to craft an effective and coherent narrative calls on a skill set similar to that being developed by other writing tasks. To tell an interesting story effectively or to provide an accurate description of a historical incident requires students to present vivid, relevant details that situate events in a time and place while crafting a narrative structure that lends coherence and significance to those details. As an easily grasped and widely used way to share information and ideas with others, both narrative story writing connected to texts and narrative descriptions of historical,

---

<sup>9</sup> Graham, S., and M. A. Hebert. 2010. *Writing to Read: Evidence for How Writing Can Improve Reading*. A Carnegie Corporation Time to Act Report. Washington, D.C.: Alliance for Excellent Education.

<sup>10</sup> In keeping with the standards, such responses should leverage technology, expanding on more traditional modes of written expression to include using digital sources to draft, revise and edit work as well as to conduct research, including evaluating websites for authenticity and credibility.

<sup>11</sup> In elementary school, akin to the NAEP percentages, students write narratives 35 percent of the time; that amount is reduced gradually to 20 percent in high school.

scientific, or technical events or procedures serve as writing forms that are directly relevant to college and career readiness.

Just as the standards suggest, it is important to include writing under time constraints as well as engaging in longer writing projects that last several days (including possibly requiring students to make revisions to strengthen a piece of writing over multiple drafts). It is also important that students learn both to generate writing pieces in response to teacher-provided prompts and to their own prompts, especially as they explore ideas through research. As a result, the array of writing tasks described above will equip students with critical college and career readiness skills: presenting credible evidence from texts, crafting coherent and well-developed prose, and writing clearly with sufficient command of academic English.

*Research project:* The Model Content Frameworks give special prominence to research tasks, reflecting the deep connection research has to building and integrating knowledge while developing expertise on various topics. When possible, research should connect to texts selected for close readings, requiring students to closely read and compare and synthesize ideas across multiple texts. One avenue within the Model Content Frameworks is to ask students to extend their analytical writing on a text or texts by gathering additional information as part of a research project. Through a progression of research tasks, students are called on to present their findings in a variety of modes in informal and formal contexts appropriate to the grade level (e.g., through oral presentations, argumentative or explanatory compositions, or multimedia products).

*For reading and writing in each module:* Lastly, each module includes an explanation of the knowledge and skills from citing evidence and analyzing content to applying grammar correctly that connect and support the standards related to reading, writing, and research. This section of the chart emphasizes the critical roles of building content knowledge by learning and using new vocabulary, sharing information by engaging in focused formal and informal discussions, and reporting findings in multiple formats. As demonstrated in the standards, each of these skills is essential when reading and writing about texts. (In grades 3-5, students additionally acquire and develop foundational reading skills throughout the academic year.)

*Cite evidence and analyze content:* The reading and writing standards highlighted within the Model Content Frameworks stress that students learn to draw sufficient evidence from a range of different types of complex text from across the disciplines. For example, depending on the text, students may be asked to determine the main idea, the point of view, and even the meaning of words and phrases as part of gathering and analyzing evidence.

*Understand and apply grammar:* The Model Content Frameworks reflect the standards' expectation that students will gain a strong command of the grammar and usage of spoken and written academic English through extensive practice, which is needed to be college- and career-ready.<sup>12</sup> The Model Content Frameworks call for students to be able to discern the difference between a formal and an informal speaking occasion and use appropriate diction and tone.

*Understand and apply vocabulary:* The Model Content Frameworks encourage a systematic approach to teaching academic vocabulary in context, giving students a sense of the connections

---

<sup>12</sup> Weaver, C., et al. May 2006. "Grammar Intertwined Throughout the Writing Process: An 'Inch Wide and a Mile Deep.'" *English Teaching: Practice and Critique* 5(1): 77–101.

and patterns in language and providing them with opportunities to acquire word meanings through reading and listening as well as through writing and speaking.<sup>13</sup> By focusing on academic vocabulary, or Tier 2 words, students will build fluency, improve reading comprehension, and be more prepared to access a wide range of complex texts.<sup>14</sup> Students will learn to pay attention to the impact of specific word choices when reading and choose words deliberately to shape their own writing and speaking.

*Conduct discussions and report findings:* Besides having intrinsic value as modes of communication, listening and speaking are necessary prerequisites of reading and writing well, and research shows that oral language competence is strongly predictive of the ease with which students learn to read and write.<sup>15</sup> The Model Content Frameworks reinforce habits of mind that aid in the mastery of the printed word and directly target speaking and listening skills in a purposeful and systematic way. They direct students to learn how to participate effectively in real, substantive discussions around text-related topics and issues to provide them with opportunities to build confidence and extend knowledge regarding a text by connecting their ideas with those of others through reporting their findings.

*Foundational reading skills:* In addition to the knowledge and skills noted above, based on a substantial body of research, the Model Content Frameworks address the standards’ expectation that students in grades 3-5 acquire and develop an understanding of phonics and word analysis skills and build their fluency through independent reading and opportunities to analyze closely how the syntax and meaning of the text influence expression and phrasing.<sup>16</sup>

#### **Section 4: Writing and Speaking and Listening Standards Progressions Charts**

The fourth and final section of the Model Content Framework includes two standards progression charts for each grade level: a Writing Standards Progression Chart and a Speaking and Listening Progression Chart. The charts trace (in side-by-side fashion) the changes to the standards between the previous and current grade levels. Each row of the chart is devoted to highlighting the shifts in a single standard. Below is a sample of an overview chart for Writing Standard 1 in grade 5:

<b>Grade 4, Standard 1 (W.4.1)</b>	<b>Grade 5, Standard 1 (W.5.1)</b>
Write opinion pieces on topics or texts, supporting	Write opinion pieces on topics or texts, supporting

<sup>13</sup> Reflecting the latest research in vocabulary instruction, the standards divide words into three tiers: everyday words such as “boat” and “red” (Tier 1), academic words such as “principle” and “courage” (Tier 2), and domain-specific terminology such as “photosynthesis” (Tier 3). While Tier 1 words are implicitly learned by students and Tier 3 words are terms specific to a discipline and thus typically defined within texts, Tier 2 words provide the critical word knowledge needed for understanding all types of texts. See Appendix A of the Common Core State Standards for a more extensive explanation of the research behind vocabulary acquisition.

<sup>14</sup> National Institute of Child Health and Human Development. 2000. *Report of the National Reading Panel. Teaching Children to Read: An Evidence-Based Assessment of the Scientific Research Literature on Reading and Its Implications for Reading Instruction*. NIH Publication No. 00-4769. Washington, D.C.: U.S. Government Printing Office.

<sup>15</sup> Pence, K. L., and L. M. Justice. 2007. *Language Development from Theory To Practice*. Upper Saddle River, N.J.: Prentice-Hall; Sticht, T. G., and J. H. James. 1984. “Listening and Reading.” In *Handbook of Reading Research*, eds. Pearson et al., 1:293–317. White Plains, N.Y.: Longman.

<sup>16</sup> National Institute of Child Health and Human Development. 2000. *Report of the National Reading Panel. Teaching Children to Read: An Evidence-Based Assessment of the Scientific Research Literature on Reading and Its Implications for Reading Instruction*. NIH Publication No. 00-4769. Washington, D.C.: U.S. Government Printing Office.

<p>a point of view with reasons and information.</p> <ol style="list-style-type: none"> <li>Introduce a topic or text clearly, state an opinion, and create an organizational structure in which related ideas are grouped to support the writer’s purpose.</li> <li>Provide reasons that are supported by facts and details.</li> <li>Link opinion and reasons using words and phrases (e.g., for instance, in order to, in addition).</li> <li>Provide a concluding statement or section related to the opinion presented.</li> </ol>	<p>a point of view with reasons and information.</p> <ol style="list-style-type: none"> <li>Introduce a topic or text clearly, state an opinion, and create an organizational structure in which ideas are <b>logically</b> grouped to support the writer’s purpose.</li> <li>Provide <b>logically ordered</b> reasons that are supported by facts and details.</li> <li>Link opinion and reasons using words, phrases, <b>and clauses</b> (e.g., <b>consequently, specifically</b>).</li> <li>Provide a concluding statement or section related to the opinion presented.</li> </ol>
---	---

## Literacy Standards for Other Disciplines and the Model Content Frameworks

Central to the vision for literacy embedded within the standards and the Model Content Frameworks is the idea that instruction in reading, writing, speaking, listening, and language is a *shared responsibility* within schools. All fields of study demand analysis of complex texts and strong oral and written communication skills using discipline-specific discourse. Because each discipline acquires, develops, and shares knowledge in distinct ways, educators in each field must take ownership of building robust instruction around discipline-specific literacy skills to better prepare students for college and careers. Accordingly, educators in all disciplines bear some responsibility for ensuring the literacy of the students in their classes. The Model Content Frameworks provide all educators with foundational ideas for incorporating disciplinary literacy skills and practice into instructional programming.

The standards for grades 3-5 include expectations regarding reading, writing, speaking, listening, and language that apply to a range of subjects, *including but not limited to English language arts*. Accordingly, in the Model Content Frameworks for grades 3-5, some texts will involve reading from across the disciplines. The standards for grades 6-12 include standards for ELA and separate but closely related literacy standards for history/social studies, science, and technical subjects. This dual set of standards reflects the primary role ELA teachers have in developing students’ literacy skills while acknowledging that teachers in other disciplines play a critical role in developing student literacy. History/social studies, science, and technical subject teachers are encouraged to review the Model Content Frameworks collaboratively with ELA teachers to coordinate literacy instruction, especially in the key areas of reading and writing.

## Using the Model Content Frameworks to Support All Students

It is critical that all students are able to demonstrate mastery of the skills and knowledge described in the standards. PARCC recognizes the importance of equity, access, and fairness in its assessments and aligned materials. To help meet these goals, PARCC will work with its [Accessibility, Accommodations and Fairness Technical Working Group](#) — a group of national experts — throughout the development process to ensure the learning experience of all students, including students with disabilities and English Language Learners, is aligned to the high expectations of the standards.

## Conclusion

Guided by the above considerations, the Model Content Frameworks offered in this document present the standards in an integrated fashion that will be useful for curriculum developers and teachers alike, while providing insight and guidance for the development of the PARCC Assessment System. By systematically weaving together the standards into modules that progressively develop student understanding from grade 3 through grade 11, the Model Content Frameworks reflect the key shifts in the CCSS by offering one way of envisioning how to emphasize the critical advances in the standards by focusing on essential knowledge and skills that students must develop for college and career readiness.<sup>17</sup>

---

<sup>17</sup> The key shifts in the standards include 1) Regular practice with complex texts and its academic language, 2) Reading, writing, speaking, and listening grounded in evidence from texts, literary and informational, and 3) Building knowledge through content-rich nonfiction.

## PARCC MODEL CONTENT FRAMEWORK FOR ELA/LITERACY FOR GRADE 3

---

### Narrative Summary of ELA/Literacy Standards for Grade 3

The Common Core State Standards call for students in grade 3 to proficiently read grade-appropriate complex literature and informational text (RL/RI.3.10) such that they can ask and answer questions by referring explicitly to a text (RL/RI.3.1). Students delve deeply into texts to uncover both the central message and supporting details, identifying the logical connections between sentences and paragraphs in a text. They can compare and contrast two or more works with the same topic, author, or character, describing the traits, motivations, and feelings of characters or how ideas relate to one another. Additional [Standards for Reading Literature](#) (RL.3.2–9) and [Standards for Reading Informational Text](#) (RI.3.2–9) offer detailed expectations for student academic performance in preparation for college and careers.

Helping students understand what they read is a crucial element of grade 3. In grades K-2, children begin to master the decoding skills described in the [Standards for Reading: Foundational Skills](#). Students in grade 3 use these emerging skills to negotiate multisyllabic words, which in turn increases their fluency and confidence when reading new and unfamiliar material. Students emerge from grade 3 with an ever-expanding academic vocabulary that they use in their writing and speaking.

In support of the reading standards, students are taught to ask questions of a speaker or classmate to deepen understanding of the material in ways elaborated in the [Standards for Speaking and Listening](#). Students read aloud fluently and offer appropriate elaboration on the ideas of classmates, building on what has been said before.

Two new [Writing Standards](#) (W.3.4 and W.3.10) are introduced in grade 3. They call for students to develop and organize writing in a manner appropriate to the task and purpose and to write routinely for a range of timeframes and contexts. Gaining expertise at writing narratives teaches students to describe accurately what happened and helps them recognize and select the most relevant information when reading. Students’ readings of history and science texts provide models of connecting and sequencing ideas when writing to inform/explain or to express an opinion. In all student writing, the use of specific facts and descriptive details is emphasized, as is correct spelling and punctuation.

There are two additional instructional priorities to address over the course of grade 3 regarding the foundational skills of reading:

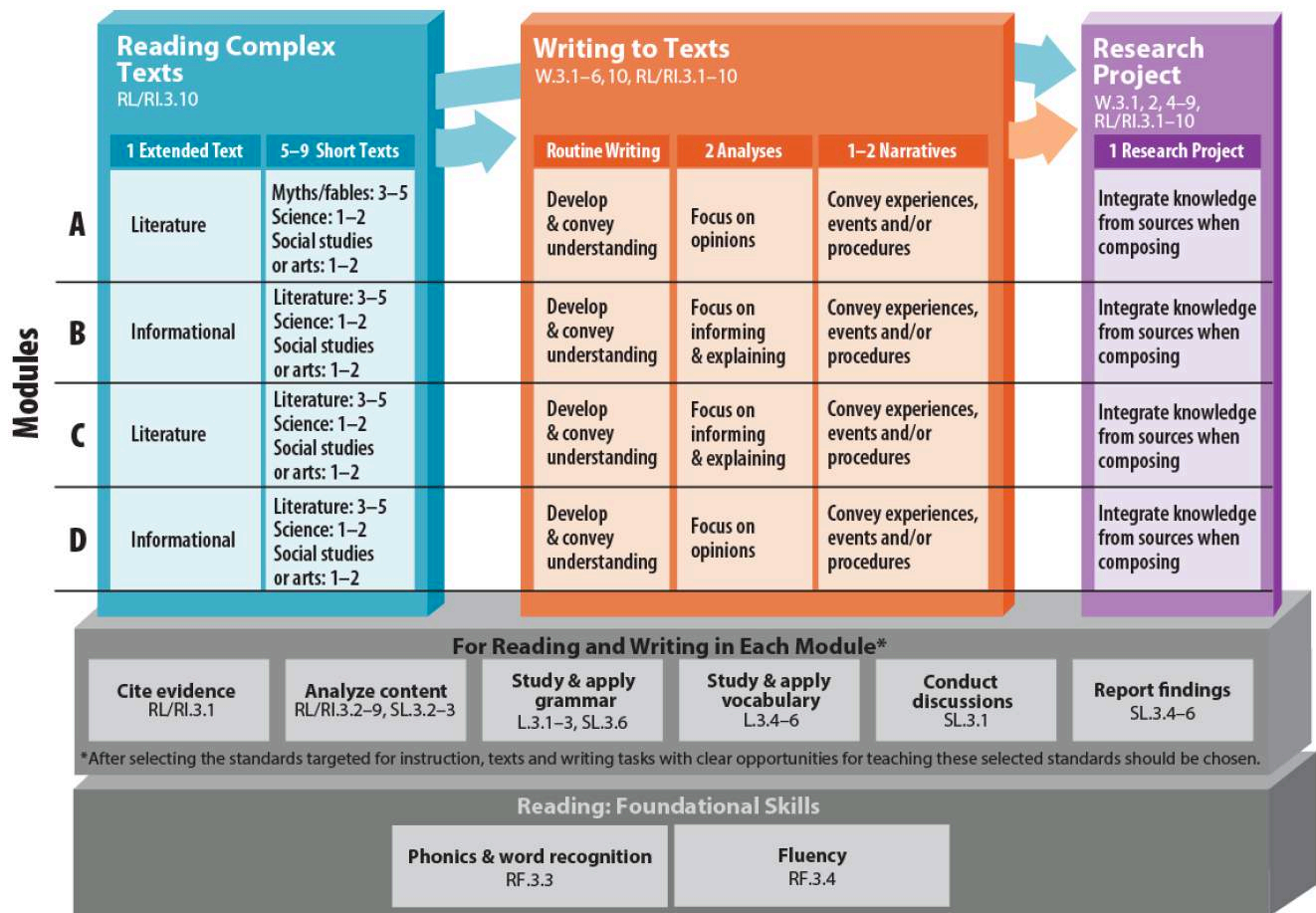
1. Grade 3 is a pivotal year for students to build their word analysis skills so that they are reliably able to make sense of multisyllabic words in books (RF.3.3).
2. Reading fluency assessments administered at the start of the year (and throughout the year as necessary) should be used to determine a student’s fluency level. Students who have not yet achieved grade-level fluency and students learning English will need direct fluency instruction. Like their more proficient peers, they will need opportunities to build fluency through



independent reading and opportunities to analyze closely how syntax and the meaning(s) of the text influence expression and phrasing (RF.3.4).

### ELA/Literacy Model Content Framework Chart for Grade 3

Below is a chart that organizes the standards into four quarter-length modules that include the knowledge and skills students will learn and apply over the course of the year.<sup>18</sup> As noted in the introduction, these modules are offered as optional models to consider when constructing a year-long course of instruction. The chart is meant to illustrate and provide context for the standards (but not replace engaging with the standards themselves).



<sup>18</sup> The Common Core State Standards K-5 section is written to reflect “the fact that most or all of the instruction students in these grades receive comes from one teacher” (introduction to the Common Core State Standards, page 8). Therefore, most elementary grades are self-contained and thus include reading across the curriculum — hence the higher number of short texts in grades 3-5 than in grades 6-12.

## Key Terms and Concepts for Grade 3 ELA/Literacy Model Content Framework Chart

### Reading Complex Texts

Exposing students to grade-level texts of appropriate complexity lies at the heart of each module. The modules reflect the balance of **50 percent** informational text and **50 percent** literature that students are expected to read, including reading in ELA, science, social studies, and the arts.

*Five to nine short texts from across the curriculum:* Selections would include short texts from across the curriculum of sufficient complexity for close reading (with emphasis in one module on reading myths/fables) that would allow students to draw evidence from the texts and present their analyses in writing as well as through speaking.<sup>19</sup> (Though the chart shows the module with myths/fables first, this is only an example of how one might organize the modules; some educators may want to emphasize the reading of Greek myths later in the academic year). Educators can create coherence within the curriculum as a whole by choosing short texts to complement the extended text described below, by focusing instruction on similar standards and skills across multiple genres, and by choosing informational texts that build the background knowledge needed to read and comprehend other texts students will study. (Shorter texts could account for about three to four weeks of instruction.)

- **Literature** includes adventure stories, folktales, legends, fables, fantasy, realistic fiction, and drama, with a special emphasis on myth, as well as nursery rhymes, narrative poems, limericks, and free verse (Common Core State Standards, page 31).
- **Informational texts** include biographies and autobiographies; books about history, social studies, science, and the arts; technical texts, including directions, forms and information displayed in graphs, charts, or maps; and digital sources on a range of topics written for a broad audience (Common Core State Standards, page 31).

*One extended text:* This should be an extended, full-length work of literature (such as a novel or a play) or longer informational text, depending on the focus of the module. Like the others, this text would be aligned with the complexity and range specifications of the standards. As with shorter texts, students would perform a close, analytic reading of the extended text; compare and synthesize ideas across other related texts; conduct text-focused discussions; and produce written work aligned with the standards. (Such a study could take around two to three weeks of concentrated focus on a single text.)

### Writing to Texts

The balance of student writing should be **65 percent analytical** (30 percent opinions and 35 percent to explain/inform) and 35 percent narrative with a mix of on-demand and review-and-revision writing assignments. Building student competence and confidence with technology should be part of instruction.<sup>20</sup>

<sup>19</sup> The recommended number of texts in each module closely corresponds to the recommended percentage of different kinds of texts (literary versus informational) in the Common Core State Standards.

<sup>20</sup> To help curriculum developers and teachers plan, a Writing Standards Progression Chart is found at the end of this grade-level Model Content Framework. The chart traces (in side-by-side fashion) the changes to the Writing Standards between the previous and current grades.

*Routine writing:* Routine writing, such as short constructed-responses to text-dependent questions, builds content knowledge and provides opportunities for reflection on a specific aspect of a text or texts. Routine written responses to such text-dependent questions allow students to build sophisticated understandings of vocabulary, text structure and content and to develop needed proficiencies in analysis.

*At least two analyses per module:* All analytic writing should put a premium on using evidence (RL/RI.3.1), as well as on crafting works that display some logical integration and coherence (W.3.4, W.3.5 and L.3.1–3). These responses can vary in length based on the questions asked and task performed, from answering brief questions to crafting longer responses, allowing teachers to assess students’ ability to paraphrase, infer, and ultimately integrate the ideas they have gleaned from what they have read. Over the course of the year, analytic writing should include comparative analysis and compositions that share findings from the research project.

*One or two narratives per module:* Narrative writing offers students opportunities to express personal ideas and experiences; craft their own stories and descriptions; and deepen their understandings of literary concepts, structures, and genres (e.g., short stories, anecdotes, poetry, drama) through purposeful imitation. It also provides an additional opportunity for students to reflect on what they read through imaginative writing and to practice sequencing events and ideas through narrative descriptions.

### **Research Project**

Each module includes the opportunity for students to compose one extended project that uses research to address a significant topic, problem, or issue. This task should entail integrating knowledge about a topic drawn from one or more texts from the module, taking brief notes on sources, and sorting evidence into provided categories. Students can present their findings in a variety of modes in both informal and more formal contexts.<sup>21</sup>

### **For Reading and Writing in Each Module**

In each module, students are expected to take a close look at the texts they encounter through the lenses of the following skills rooted in the standards.

*Cite evidence:* The goal of close, analytic reading is to be able to discern and cite evidence from the text to support assertions. In grade 3, students should refer explicitly to the text as the basis for answers (RL/RI.3.1).

*Analyze content:* The content of each text should determine which standards (RL/RI.3.2–9 and SL.3.2–3) to target, allowing teachers to focus instruction and ensure that all the standards have been taught by the end of the year.

*Study and apply grammar:* While grammar is meant to be a normal, everyday part of what students do, students should be taught explicit lessons in grammar as they read, write, and speak, guided by L.3.1–3.

*Study and apply vocabulary:* To focus vocabulary instruction on words that students would be encouraged to use in writing and speaking, students should be given 5–10 Tier 2 academic words

---

<sup>21</sup> Ongoing incorporation of research for shorter tasks should also be a regular component of instruction.

per week for each text (L.3.4–6).<sup>22</sup> Students require multiple exposures to targeted vocabulary words in authentic contexts to retain an understanding of the words’ meaning(s) and use the words effectively when writing and speaking.

*Conduct discussions:* Students should engage in a range of collaborative discussions (one-on-one, small group, teacher-led), enabling them to ask questions to check their understanding and stay on topic while explaining their own understanding in light of the discussion (SL.3.1).

*Report findings:* Students should tell a story, recount an experience, or report on a topic or text with appropriate facts and descriptive details, speaking clearly, at an appropriate pace (SL.3.4–6).

### For Reading Foundation Skills in Each Module

In each module, students are expected to recognize words and read with fluency through the lenses of the following skills rooted in the standards.

*Decode words:* Students should apply their knowledge of phonics and word analysis to be able to recognize the words they encounter when reading texts (RF.3.3).

*Read fluently:* Students should be able to read with accuracy and fluency to be able to comprehend texts sufficiently (RF.3.4).

## Writing Standards Progression from Grade 2 to Grade 3

In grade 3, students write with increasing sophistication to present the relationships between ideas and information efficiently. Additionally, with guidance and support from adults, they use technology to produce and publish writing. They are also expected to meet the grade-specific grammar and conventions standards and retain or further develop the skills and understandings mastered in preceding grades (refer to L.3.1–3).

Specific changes in the Writing Standards from grade 2 to grade 3 are highlighted in the chart below:

Grade 2, Standard 1 (W.2.1)	Grade 3, Standard 1 (W.3.1)
Write opinion pieces in which they introduce the topic or book they are writing about, state an opinion, supply reasons that support the opinion, use linking words (e.g., <i>because</i> , <i>and</i> , <i>also</i> ) to connect opinion and reasons, and provide a concluding statement or section.	Write opinion pieces on topics or texts, <u>supporting a point of view with reasons</u> . <ol style="list-style-type: none"> <li>Introduce the topic or text they are writing about, state an opinion, and <u>create an organizational structure that lists reasons</u>.</li> <li>Provide reasons that support the opinion.</li> <li>Use linking words <u>and phrases</u> (e.g., <i>because</i>, <i>therefore</i>, <i>since</i>, <i>for example</i>) to connect opinion and reasons.</li> <li>Provide a concluding statement or section.</li> </ol>
Grade 2, Standard 2 (W.2.2)	Grade 3, Standard 2 (W.3.2)
Write informative/explanatory texts in which they introduce a topic, use facts and definitions to	Write informative/explanatory texts <u>to examine a</u>

<sup>22</sup> For a definition of Tier 2 words, see the introduction to the Model Content Frameworks and Appendix A, pages 33–35.

<p>develop points, and provide a concluding statement or section.</p>	<p><u>topic and convey ideas and information clearly.</u></p> <ol style="list-style-type: none"> <li>Introduce a topic and <u>group related information together; include illustrations when useful to aiding comprehension.</u></li> <li><u>Develop the topic with</u> facts, definitions, and <u>details.</u></li> <li><u>Use linking words and phrases (e.g., also, another, and, more, but) to connect ideas within categories of information.</u></li> <li>Provide a concluding statement or section.</li> </ol>
<p><b>Grade 2, Standard 3 (W.2.3)</b></p> <p>Write narratives in which they recount a well-elaborated event or short sequence of events, include details to describe actions, thoughts, and feelings, use temporal words to signal event order, and provide a sense of closure.</p>	<p><b>Grade 3, Standard 3 (W.3.3)</b></p> <p>Write narratives <u>to develop real or imagined experiences or events using effective technique, descriptive details, and clear event sequences.</u></p> <ol style="list-style-type: none"> <li><u>Establish a situation and introduce a narrator and/or characters; organize an event sequence that unfolds naturally.</u></li> <li><u>Use dialogue and descriptions</u> of actions, thoughts, and feelings <u>to develop experiences and events or show the response of characters to situations.</u></li> <li>Use temporal words <u>and phrases</u> to signal event order.</li> <li>Provide a sense of closure.</li> </ol>
<p><b>Grade 2, Standard 4</b> (Begins in grade 3)</p>	<p><b>Grade 3, Standard 4 (W.3.4)</b></p> <p><u>With guidance and support from adults, produce writing in which the development and organization are appropriate to task and purpose.</u> (Grade-specific expectations for writing types are defined in standards 1–3 above.)</p>
<p><b>Grade 2, Standard 5 (W.2.5)</b></p> <p>With guidance and support from adults and peers, focus on a topic and strengthen writing as needed by revising and editing.</p>	<p><b>Grade 3, Standard 5 (W.3.5)</b></p> <p>With guidance and support from peers and adults, <u>develop and</u> strengthen writing as needed by <u>planning,</u> revising, and editing. <u>(Editing for conventions should demonstrate command of Language standards 1–3 up to and including grade 3 on pages 28 and 29.)</u></p>
<p><b>Grade 2, Standard 6 (W.2.6)</b></p> <p>With guidance and support from adults, use a variety of digital tools to produce and publish writing, including in collaboration with peers.</p>	<p><b>Grade 3, Standard 6 (W.3.6)</b></p> <p>With guidance and support from adults, use <u>technology</u> to produce and publish writing <u>(using keyboarding skills)</u> as well as <u>to interact and</u> collaborate with others.</p>

<b>Grade 2, Standard 7 (W.2.7)</b>	<b>Grade 3, Standard 7 (W.3.7)</b>
Participate in shared research and writing projects (e.g., read a number of books on a single topic to produce a report; record science observations).	<u>Conduct short</u> research projects <u>that build knowledge about a topic.</u>
<b>Grade 2, Standard 8 (W.2.8)</b>	<b>Grade 3, Standard 8 (W.3.8)</b>
Recall information from experiences or gather information from provided sources to answer a question.	Recall information from <u>print and digital sources</u> ; <u>take brief notes on sources and sort evidence into provided categories.</u>
<b>Grade 2, Standard 9</b>	<b>Grade 3, Standard 9</b>
(Begins in grade 4)	(Begins in grade 4)
<b>Grade 2, Standard 10</b>	<b>Grade 3, Standard 10 (W.3.10)</b>
(Begins in grade 3)	<u>Write routinely over extended time frames (time for research, reflection, and revision) and shorter time frames (a single sitting or a day or two) for a range of discipline-specific tasks, purposes, and audiences.</u>

### Speaking and Listening Standards Progression from Grade 2 to Grade 3

In grade 3, students speak with growing maturity to convey ideas and information clearly. They are simultaneously developing listening skills that allow them to participate effectively and contribute to groups.

Specific changes in the Speaking and Listening Standards from grade 2 to grade 3 are highlighted in the chart below:

<b>Grade 2, Standard 1 (SL.2.1)</b>	<b>Grade 3, Standard 1 (SL.3.1)</b>
Participate in collaborative conversations with diverse partners about <i>grade 2 topics and texts</i> with peers and adults in small and larger groups. <ul style="list-style-type: none"> <li>a. Follow agreed-upon rules for discussions (e.g., gaining the floor in respectful ways, listening to others with care, speaking one at a time about the topics and texts under discussion).</li> <li>b. Build on others' talk in conversations by linking their comments to the remarks of others.</li> <li>c. Ask for clarification and further explanation as needed about the topics and texts under discussion.</li> </ul>	<u>Engage effectively in a range of</u> collaborative discussions (one-on-one, in groups, and teacher-led) with <u>diverse partners</u> on <u>grade 3 topics and texts</u> , <u>building on others' ideas and expressing their own clearly.</u> <ul style="list-style-type: none"> <li>a. <u>Come to discussions prepared, having read or studied required material; explicitly draw on that preparation and other information known about the topic to explore ideas under discussion.</u></li> <li>b. Follow agreed-upon rules for discussions (e.g., gaining the floor in respectful ways, listening to others with care, speaking one at a time about the topics and texts under discussion).</li> <li>c. <u>Ask questions to check understanding of</u></li> </ul>

	<p><u>information presented, stay on topic, and</u> link their comments to the remarks of others.</p> <p>d. <u>Explain their own ideas and understanding in light of the</u> discussion.</p>
<b>Grade 2, Standard 2 (SL.2.2)</b>	<b>Grade 3, Standard 2 (SL.3.2)</b>
Recount or describe key ideas or details from a text read aloud or information presented orally or through other media.	<u>Determine the main</u> ideas <u>and supporting</u> details <u>of</u> a text read aloud or information presented <u>in diverse media and formats, including visually, quantitatively, and</u> orally.
<b>Grade 2, Standard 3 (SL.2.3)</b>	<b>Grade 3, Standard 3 (SL.3.3)</b>
Ask and answer questions about what a speaker says in order to clarify comprehension, gather additional information, or deepen understanding of a topic or issue.	Ask and answer questions about <u>information from</u> a speaker, <u>offering appropriate elaboration and detail.</u>
<b>Grade 2, Standard 4 (SL.2.4)</b>	<b>Grade 3, Standard 4 (SL.3.4)</b>
Tell a story or recount an experience with appropriate facts and relevant, descriptive details, speaking audibly in coherent sentences.	<u>Report on a topic or text, tell a story,</u> or recount an experience with appropriate facts and relevant, descriptive details, speaking <u>clearly at an understandable pace.</u>
<b>Grade 2, Standard 5 (SL.2.5)</b>	<b>Grade 3, Standard 5 (SL.3.5)</b>
Create audio recordings of stories or poems; add drawings or other visual displays to stories or recounts of experiences when appropriate to clarify ideas, thoughts, and feelings.	Create <u>engaging</u> audio recordings of stories or poems <u>that demonstrate fluid reading at an understandable pace; add visual displays when appropriate to emphasize or enhance certain facts or details.</u>
<b>Grade 2, Standard 6 (SL.2.6)</b>	<b>Grade 3, Standard 6 (SL.3.6)</b>
Produce complete sentences when appropriate to task and situation in order to provide requested detail or clarification. (See grade 2 Language standards 1 and 3 on pages 26–27 for specific expectations.)	<u>Speak in</u> complete sentences when appropriate to task and situation in order to provide requested detail or clarification. (See <u>grade 3</u> Language standards 1 and 3 on pages <u>28–29</u> for specific expectations.)

## PARCC MODEL CONTENT FRAMEWORK FOR ELA/LITERACY FOR GRADE 4

---

### Narrative Summary of ELA/Literacy Standards for Grade 4

The Common Core State Standards call for students in grade 4 to continue to build their stamina and skill to proficiently read challenging, grade-appropriate complex literature and informational text (RL/RI.4.10) such that they can draw on or infer specific details and examples from the text (RL/RI.4.1). Students perform specific tasks targeted in the standards, from describing how focusing on different details affects a text to summarizing both the main and supporting ideas, explaining what happened and why, and recognizing allusions to significant characters found in mythology. They are expected to offer reasons and evidence to support particular points being made in a single text and integrate information from two texts on the same topic or theme (including traditional literature from different cultures). Additional [Standards for Reading Literature](#) (RL.4.2–9) and [Standards for Reading Informational Text](#) (RI.4.2–9) offer detailed expectations for student academic performance in preparation for college and careers.

When participating in class, students should both paraphrase accurately and respond effectively with information during discussions in ways elaborated in the [Standards for Speaking and Listening](#). Reading complex texts that range across literature, history, the arts, and the sciences will also build the vocabulary skills of students as well as improve their fluency and confidence, leading to success in later grades.

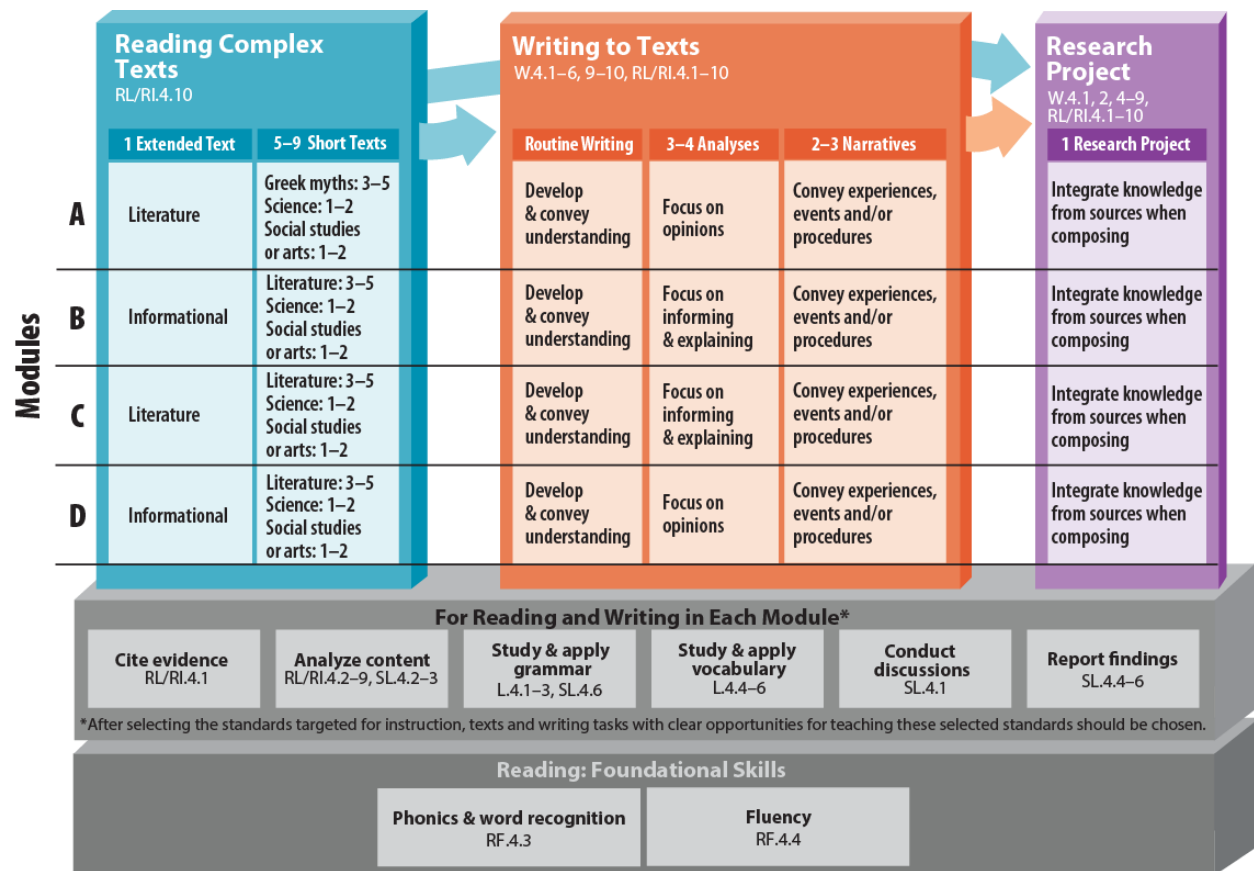
One new [Writing Standard](#) that begins in grade 4 supports the close connection between reading and writing (W.4.9). It requires students to draw evidence from literary and informational texts to support analysis, reflection, and research. Students should be able to produce a variety of written texts, including opinion pieces, explanations, narratives, and short research projects — each of which presents evidence in an organized fashion to clarify the topic under discussion for the intended audience.

The [Standards for Reading: Foundational Skills](#) specifies that in addition to the continued development of word analysis skills (RF.4.3), reading fluency assessments administered at the start of the year (and throughout the year as necessary) should be used to determine a student’s fluency level. Students not yet fluent and students learning English will need direct fluency instruction. Like their more proficient peers, they will need opportunities to build fluency through independent reading and opportunities to analyze closely how syntax and the meaning(s) of the text influence expression and phrasing (RF.4.4).



## ELA/Literacy Model Content Framework Chart for Grade 4

Below is a chart that organizes the standards into four quarter-length modules that include the knowledge and skills students will learn and apply over the course of the year.<sup>23</sup> As noted in the introduction, these modules are offered as optional models to consider when constructing a year-long course of instruction. The chart is meant to illustrate and provide context for the standards (but not replace engaging with the standards themselves).



## Key Terms and Concepts for Grade 4 ELA/Literacy Model Content Framework Chart

### Reading Complex Texts

Exposing students to grade-level texts of appropriate complexity lies at the heart of each module. The modules reflect the balance of **50 percent** informational text and **50 percent** literature that students are expected to read, including reading in ELA, science, social studies, and the arts.

<sup>23</sup> The Common Core State Standards K-5 section is written to reflect “the fact that most or all of the instruction students in these grades receive comes from one teacher” (introduction to Common Core State Standards, page 8). Therefore, most elementary grades are self-contained and thus include reading across the curriculum — hence the higher number of short texts in grades 3-5 than in grades 6-12.

*Five to nine short texts from across the curriculum:* Selections would include short texts of sufficient complexity for close reading (with emphasis in one module on reading Greek myths) that would allow students to draw ample evidence from the texts and present their analyses in writing as well as through speaking.<sup>24</sup> (Though the chart shows the module with Greek myths first, this is only an example of how one might organize the modules; some educators may want to emphasize the reading of Greek myths later in the academic year.) Educators can create coherence within the curriculum as a whole by choosing short texts to complement the extended text described below, by focusing instruction on similar standards and skills across multiple genres, and by choosing informational texts that build the background knowledge needed to read and comprehend other texts students will study. (Shorter texts could account for about three to four weeks of instruction.)

- **Literature** includes adventure stories, folktales, legends, fables, fantasy, realistic fiction and drama, with a special emphasis on myth, as well as nursery rhymes, narrative poems, limericks, and free verse (Common Core State Standards, page 31).
- **Informational texts** include biographies and autobiographies; books about history, social studies, science, and the arts; technical texts, including directions, forms and information displayed in graphs, charts or maps; and digital sources on a range of topics written for a broad audience (Common Core State Standards, page 31).

*One extended text:* This should be an extended, full-length work of literature (such as a novel or a play) or longer informational text, depending on the focus of the module. Like the others, this text would be aligned with the complexity and range specifications of the standards. As with shorter texts, students would perform a close, analytic reading of the extended text; compare and synthesize ideas from across other related texts; conduct text-focused discussions; and produce written work aligned with the standards. (Such a study could take around two to three weeks of concentrated focus on a single text.)

### Writing to Texts

The balance of student writing should be **65 percent analytical** (30 percent opinions and 35 percent to explain/inform) and **35 percent narrative**, with a mix of on-demand and review-and-revision writing assignments. Building student competence and confidence with technology should be part of instruction.<sup>25</sup>

*Routine writing:* Routine writing, such as short constructed-responses to text-dependent questions, builds content knowledge and provides opportunities for reflection on a specific aspect of a text or texts. Routine written responses to such text-dependent questions allow students to build sophisticated understandings of vocabulary, text structure and content and to develop needed proficiencies in analysis.

*At least three to four analyses per module:* All analytic writing should put a premium on using evidence (RL/RI.4.1 and W.4.9), as well as on crafting works that display a degree of logical

---

<sup>24</sup> The recommended number of texts in each module closely corresponds to the recommended percentage of different kinds of texts (literary versus informational) in the Common Core State Standards.

<sup>25</sup> To help curriculum developers and teachers plan, a Writing Standards Progression Chart is found at the end of this grade-level Model Content Framework. The chart traces (in side-by-side fashion) the changes to the Writing Standards between the previous and current grades.

integration and coherence (W.4.4, W.4.5 and L.4.1–3). These responses can vary in length based on the questions asked and task performed, from answering brief questions to crafting multiparagraph responses, allowing teachers to assess students’ ability to paraphrase, infer, and ultimately integrate the ideas they have gleaned from what they have read. Over the course of the year, analytic writing should include comparative analysis and compositions that share findings from the research project.

*Two or three narratives per module:* Narrative writing offers students opportunities to express personal ideas and experiences; craft their own stories and descriptions; and deepen their understandings of literary concepts, structures, and genres (e.g., short stories, anecdotes, poetry, drama) through purposeful imitation. It also provides an additional opportunity for students to reflect on what they read through imaginative writing and to practice sequencing events and ideas through narrative descriptions.

### **Research Project**

Each module includes the opportunity for students to produce one extended project that uses research to address a significant topic, problem, or issue. This entails gathering and integrating relevant information from several additional literary or informational texts in various media or formats on a particular topic or question drawn from one or more texts from the module, taking notes, and categorizing information as well as providing a list of sources. Students can present their findings in a variety of informal and more formal argumentative or explanatory contexts, either in writing or orally. (Research aligned with the standards could take one to two weeks of instruction.)<sup>26</sup>

### **For Reading and Writing in Each Module**

In each module, students are expected to take a close look at the texts they encounter through the lenses of the following skills rooted in the standards.

*Cite evidence:* The goal of close, analytic reading is for students to be able to discern and cite evidence from the text to support their assertions. In grade 4, students should refer to details and examples from the text when explaining what the text says explicitly and when drawing inferences from the text (RL/RI.4.1).

*Analyze content:* The content of each text should determine which standards (RL/RI.4.2–9 and SL.4.2–3) to target, allowing teachers to focus instruction and ensure that all the standards have been taught by the end of the year.

*Study and apply grammar:* While grammar is meant to be a normal, everyday part of what students do, students should be taught explicit lessons in grammar as they read, write, and speak, guided by L.4.1–3.

*Study and apply vocabulary:* To focus vocabulary instruction on words that students would be encouraged to use in writing and speaking, students should be given 5–10 Tier 2 academic words per week for each text (L.4.4–6).<sup>27</sup> Students require multiple exposures to targeted vocabulary words in authentic contexts to retain an understanding of the words’ meaning(s) and use the words effectively when writing and speaking.

*Conduct discussions:* Students should engage in a range of collaborative discussions (one-on-one,

---

<sup>26</sup> Ongoing incorporation of research for shorter tasks should also be a regular component of instruction.

<sup>27</sup> For a definition of Tier 2 words, see the introduction to the Model Content Frameworks and Appendix A, pages 33–35.

small group, teacher-led), enabling them to build effectively on one another’s ideas while clearly explaining their own (SL.4.1).

*Report findings:* Students should orally tell a story, recount an experience, or report on a topic or text in an organized manner using appropriate facts and relevant, descriptive details to support main ideas or themes while speaking clearly, at an appropriate pace (SL.4.4–6).

### For Reading Foundation Skills in Each Module

In each module, students are expected to recognize words and read with fluency through the lenses of the following skills rooted in the standards.

*Decode words:* Students should apply their knowledge of phonics and word analysis to be able to recognize the words they encounter when reading texts (RF.4.3).

*Read fluently:* Students should be able to read with accuracy and fluency to be able to comprehend texts sufficiently (RF.4.4).

## Writing Standards Progression from Grade 3 to Grade 4

In grade 4, students write with increasing sophistication to present the relationships between ideas and information efficiently. Additionally, students are expected to demonstrate sufficient keyboarding skills to type a minimum of one page in a single sitting. They are also expected to meet the grade-specific grammar and conventions standards and retain or further develop the skills and understandings mastered in preceding grades (refer to L.4.1–3).

Specific changes in the Writing Standards from grade 3 to grade 4 are highlighted in the chart below:

Grade 3, Standard 1 (W.3.1)	Grade 4, Standard 1 (W.4.1)
<p>Write opinion pieces on topics or texts, supporting a point of view with reasons.</p> <ol style="list-style-type: none"> <li>Introduce the topic or text they are writing about, state an opinion and create an organizational structure that lists reasons.</li> <li>Provide reasons that support the opinion.</li> <li>Use linking words and phrases (e.g., <i>because, therefore, since, for example</i>) to connect opinion and reasons.</li> <li>Provide a concluding statement or section.</li> </ol>	<p>Write opinion pieces on topics or texts, supporting a point of view with reasons <u>and information</u>.</p> <ol style="list-style-type: none"> <li>Introduce a topic or text <u>clearly</u>, state an opinion, and create an organizational structure <u>in which related ideas are grouped to support the writer’s purpose</u>.</li> <li>Provide reasons that are <u>supported by facts and details</u>.</li> <li>Link opinion and reasons using words and phrases (e.g., <u>for instance, in order to, in addition</u>).</li> <li>Provide a concluding statement or section <u>related to the opinion presented</u>.</li> </ol>
Grade 3, Standard 2 (W.3.2)	Grade 4, Standard 2 (W.4.2)
<p>Write informative/explanatory texts to examine a topic and convey ideas and information clearly.</p> <ol style="list-style-type: none"> <li>Introduce a topic and group related information together; include illustrations</li> </ol>	<p>Write informative/explanatory texts to examine a topic and convey ideas and information clearly.</p> <ol style="list-style-type: none"> <li>Introduce a topic <u>clearly</u> and group related information <u>in paragraphs and sections</u>;</li> </ol>

<p>when useful to aiding comprehension.</p> <p>b. Develop the topic with facts, definitions, and details.</p> <p>c. Use linking words and phrases (e.g., <i>also, another, and, more, but</i>) to connect ideas within categories of information.</p> <p>d. Provide a concluding statement or section.</p>	<p><u>include formatting (e.g., headings), illustrations, and multimedia</u> when useful to aiding comprehension.</p> <p>b. Develop the topic with facts, definitions, <u>concrete</u> details, <u>quotations, or other information and examples related to the topic.</u></p> <p>c. Link ideas within categories of information using words and phrases (e.g., <i>another, for example, also, because</i>).</p> <p>d. <u>Use precise language and domain-specific vocabulary to inform about or explain the topic.</u></p> <p>e. Provide a concluding statement or section <u>related to the information or explanation presented.</u></p>
<p><b>Grade 3, Standard 3 (W.3.3)</b></p>	<p><b>Grade 4, Standard 3 (W.4.3)</b></p>
<p>Write narratives to develop real or imagined experiences or events using effective technique, descriptive details, and clear event sequences.</p> <p>a. Establish a situation and introduce a narrator and/or characters; organize an event sequence that unfolds naturally.</p> <p>b. Use dialogue and descriptions of actions, thoughts, and feelings to develop experiences and events or show the response of characters to situations.</p> <p>c. Use temporal words and phrases to signal event order.</p> <p>d. Provide a sense of closure.</p>	<p>Write narratives to develop real or imagined experiences or events using effective technique, descriptive details, and clear event sequences.</p> <p>a. <u>Orient the reader by</u> establishing a situation and introducing a narrator and/or characters; organize an event sequence that unfolds naturally.</p> <p>b. Use dialogue and description to develop experiences and events or show the responses of characters to situations.</p> <p>c. Use <u>a variety of transitional</u> words and phrases <u>to manage the sequence of events.</u></p> <p>d. <u>Use concrete words and phrases and sensory details to convey experiences and events precisely.</u></p> <p>e. Provide <u>a conclusion that follows from the narrated experiences or events.</u></p>
<p><b>Grade 3, Standard 4 (W.3.4)</b></p>	<p><b>Grade 4, Standard 4 (W.4.4)</b></p>
<p>With guidance and support from adults, produce writing in which the development and organization are appropriate to task and purpose. (Grade-specific expectations for writing types are defined in standards 1–3 above.)</p>	<p>Produce <u>clear and coherent</u> writing in which the development and organization are appropriate to task, purpose, <u>and audience.</u> (Grade-specific expectations for writing types are defined in standards 1–3 above.)</p>
<p><b>Grade 3, Standard 5 (W.3.5)</b></p>	<p><b>Grade 4, Standard 5 (W.4.5)</b></p>
<p>With guidance and support from peers and adults, develop and strengthen writing as needed by planning, revising, and editing. (Editing for</p>	<p>With guidance and support from peers and adults, develop and strengthen writing as needed by planning, revising, and editing. (Editing for</p>

conventions should demonstrate command of Language standards 1–3 up to and including grade 3 on pages 28 and 29.)	conventions should demonstrate command of Language standards 1–3 <u>up to and including grade 4</u> on pages 28 and 29.)
<b>Grade 3, Standard 6 (W.3.6)</b>	<b>Grade 4, Standard 6 (W.4.6)</b>
With guidance and support from adults, use technology to produce and publish writing (using keyboarding skills) as well as to interact and collaborate with others.	With some guidance and support from adults, use technology, <u>including the Internet</u> , to produce and publish writing as well as to interact and collaborate with others; <u>demonstrate sufficient command of keyboarding skills to type a minimum of one page in a single sitting.</u>
<b>Grade 3, Standard 7 (W.3.7)</b>	<b>Grade 4, Standard 7 (W.4.7)</b>
Conduct short research projects that build knowledge about a topic.	Conduct short research projects that build knowledge <u>through investigation of different aspects of a topic.</u>
<b>Grade 3, Standard 8 (W.3.8)</b>	<b>Grade 4, Standard 8 (W.4.8)</b>
Recall information from experiences or gather information from print and digital sources; take brief notes on sources and sort evidence into provided categories.	Recall relevant information from experiences or gather relevant information from print and digital sources; take notes and <u>categorize information</u> , and <u>provide a list of sources.</u>
<b>Grade 3, Standard 9</b> (Begins in grade 4)	<b>Grade 4, Standard 9 (W.4.9)</b> <u>Draw evidence from literary or informational texts to support analysis, reflection, and research.</u>  a. <u>Apply grade 4 Reading standards to literature (e.g., “Describe in depth a character, setting, or event in a story or drama, drawing on specific details in the text [e.g., a character’s thoughts, words, or actions].”).</u> b. <u>Apply grade 4 Reading standards to informational texts (e.g., “Explain how an author uses reasons and evidence to support particular points in a text”).</u>
<b>Grade 3, Standard 10 (W.3.10)</b>	<b>Grade 4, Standard 10 (W.4.10)</b>
Write routinely over extended time frames (time for research, reflection, and revision) and shorter time frames (a single sitting or a day or two) for a range of discipline-specific tasks, purposes, and audiences.	Write routinely over extended time frames (time for research, reflection, and revision) and shorter time frames (a single sitting or a day or two) for a range of discipline-specific tasks, purposes, and audiences.

## Speaking and Listening Standards Progression from Grade 3 to Grade 4

In grade 4, students speak (both in informal discussions and in more formal presentations) with growing

maturity to convey ideas and information both clearly and persuasively. Students are simultaneously developing listening skills that allow them to participate effectively and contribute to groups.

Specific changes in the Speaking and Listening Standards from grade 3 to grade 4 are highlighted in the chart below:

<b>Grade 3, Standard 1 (SL.3.1)</b>	<b>Grade 4, Standard 1 (SL.4.1)</b>
<p>Engage effectively in a range of collaborative discussions (one-on-one, in groups, and teacher-led) with diverse partners on <i>grade 3 topics and texts</i>, building on others' ideas and expressing their own clearly.</p> <ol style="list-style-type: none"> <li>Come to discussions prepared, having read or studied required material; explicitly draw on that preparation and other information known about the topic to explore ideas under discussion.</li> <li>Follow agreed-upon rules for discussions (e.g., gaining the floor in respectful ways, listening to others with care, speaking one at a time about the topics and texts under discussion).</li> <li>Ask questions to check understanding of information presented, stay on topic, and link their comments to the remarks of others.</li> <li>Explain their own ideas and understanding in light of the discussion.</li> </ol>	<p>Engage effectively in a range of collaborative discussions (one-on-one, in groups, and teacher-led) with diverse partners on <i>grade 4 topics and texts</i>, building on others' ideas and expressing their own clearly.</p> <ol style="list-style-type: none"> <li>Come to discussions prepared, having read or studied required material; explicitly draw on that preparation and other information known about the topic to explore ideas under discussion.</li> <li>Follow agreed-upon rules for discussions <u>and carry out assigned roles.</u></li> <li><u>Pose and respond to specific questions to clarify or follow up on information, and make comments that contribute to the discussion</u> and link to the remarks of others.</li> <li><u>Review the key ideas expressed</u> and explain their own ideas and understanding in light of the discussion.</li> </ol>
<b>Grade 3, Standard 2 (SL.3.2)</b>	<b>Grade 4, Standard 2 (SL.4.2)</b>
<p>Determine the main ideas and supporting details of a text read aloud or information presented in diverse media and formats, including visually, quantitatively, and orally.</p>	<p><u>Paraphrase portions</u> of a text read aloud or information presented in diverse media and formats, including visually, quantitatively, and orally.</p>
<b>Grade 3, Standard 3 (SL.3.3)</b>	<b>Grade 4, Standard 3 (SL.4.3)</b>
<p>Ask and answer questions about information from a speaker, offering appropriate elaboration and detail.</p>	<p><u>Identify the reasons and evidence a speaker provides to support particular points.</u></p>
<b>Grade 3, Standard 4 (SL.3.4)</b>	<b>Grade 4, Standard 4 (SL.4.4)</b>
<p>Report on a topic or text, tell a story, or recount an experience with appropriate facts and relevant, descriptive details, speaking clearly at an understandable pace.</p>	<p>Report on a topic or text, tell a story, or recount an experience <u>in an organized manner, using to support main ideas or themes</u>; speak clearly at an understandable pace.</p>
<b>Grade 3, Standard 5 (SL.3.5)</b>	<b>Grade 4, Standard 5 (SL.4.5)</b>

<p>Create engaging audio recordings of stories or poems that demonstrate fluid reading at an understandable pace; add visual displays when appropriate to emphasize or enhance certain facts or details.</p>	<p>Add audio recordings <u>and visual displays to presentations</u> when appropriate to enhance <u>the development of main ideas or themes</u>.</p>
<p><b>Grade 3, Standard 6 (SL.3.6)</b></p>	<p><b>Grade 4, Standard 6 (SL.4.6)</b></p>
<p>Speak in complete sentences when appropriate to task and situation in order to provide requested detail or clarification. (See grade 3 Language standards 1 and 3 on pages 28–29 for specific expectations.)</p>	<p><u>Differentiate between contexts that call for formal English (e.g., presenting ideas) and situations where informal discourse is appropriate (e.g., small-group discussion); use formal English when appropriate to task and situation.</u> (See grade 4 Language standards 1 and 3 on pages 28–29 for specific expectations.)</p>



## PARCC MODEL CONTENT FRAMEWORK FOR ELA/LITERACY FOR GRADE 5

---

### Narrative Summary of ELA/Literacy Standards for Grade 5

Guided by the Common Core State Standards, students in grade 5 will read widely and deeply from a range of high-quality, increasingly challenging literature and informational text from diverse cultures and different time periods (RL/RI.5.10) such that they will be able to quote accurately and explicitly to support inferences (RL/RI.5.1). Students delve deeply into texts and build their knowledge base about different subjects through identifying and assessing evidence as well as accurately paraphrasing reading materials by citing key details. They can explain how elements of a story or text interact and describe how different points of view influence the description of events. Students also learn how to trace the development of a topic in texts of the same genre and integrate the information they glean. Additional [Standards for Reading Literature](#) (RL.5.2–9) and [Standards for Reading Informational Text](#) (RI.5.2–9) offer detailed expectations for student academic performance in preparation for college and careers.

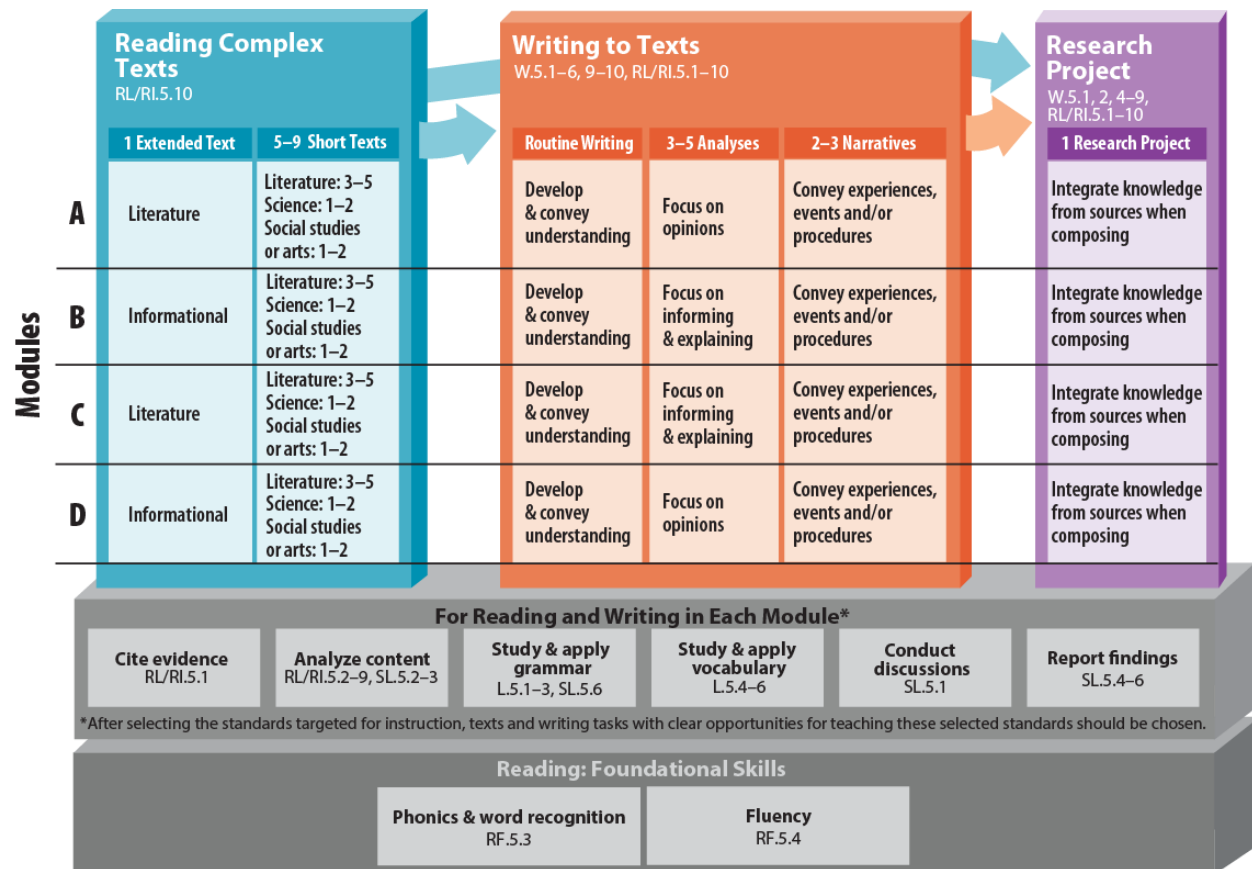
In discussions, not only will students be able to contribute accurate and relevant information and comment on the remarks of others (as specified by the [Standards in Speaking and Listening](#)), but also they will be able to synthesize what they read from multiple sources. Gaining practice at acquiring and employing precise words is a critical element of their development this year.

Throughout grade 5, students conduct research and write multiparagraph stories and essays, working on employing detailed descriptions, providing ample evidence, and grouping related information as specified by the [Writing Standards](#). Students will respond critically to both literary and informational sources over the course of the year, writing both short- and long-form pieces while honing their appreciation for the nuances of grammar, usage, and punctuation. Revision and editing will play a bigger role in their writing as well.

The [Standards for Reading: Foundational Skills](#) specifies that in addition to continuing to build their word analysis skills (RF.5.3), the reading fluency of students should be assessed at the start of the year to determine their fluency level and then rechecked during the course of the year. Students not yet fluent and students learning English will need direct fluency instruction. Like their more proficient peers, they will need opportunities to build fluency through independent reading and opportunities to analyze closely how syntax and the meaning(s) of the text influence expression and phrasing (RF.5.4).

## ELA/Literacy Model Content Framework Chart for Grade 5

Below is a chart that organizes the standards into four quarter-length modules that include the knowledge and skills students will learn and apply over the course of the year.<sup>28</sup> As noted in the introduction, these modules are offered as optional models to consider when constructing a year-long course of instruction. The chart is meant to illustrate and provide context for the standards (but not replace engaging with the standards themselves).



## Key Terms and Concepts for Grade 5 ELA/Literacy Model Content Framework Chart

### Reading Complex Texts

Exposing students to grade-level texts of appropriate complexity lies at the heart of each module. The modules reflect the balance of **50 percent** informational text and **50 percent** literature that students are expected to read, including reading in ELA, science, social studies, and the arts.

<sup>28</sup> The Common Core State Standards K–5 section is written to reflect “the fact that most or all of the instruction students in these grades receive comes from one teacher” (introduction to Common Core State Standards, page 8). Therefore, most elementary grades are self-contained and thus include reading across the curriculum — hence the higher number of short texts in grades 3–5 than in grades 6–12.

*Five to nine short texts from across the curriculum:* Selections would include short texts of sufficient complexity for close reading that would allow students to draw ample evidence from the texts and present their analyses in writing as well as through speaking.<sup>29</sup> Educators can create coherence within the curriculum as a whole by choosing short texts to complement the extended text described below, by focusing instruction on similar standards and skills across multiple genres, and by choosing informational texts that build the background knowledge needed to read and comprehend other texts students will study. (Shorter texts could account for about three to four weeks of instruction.)

- **Literature** includes adventure stories, folktales, legends, fables, fantasy, realistic fiction, myth and drama, as well as nursery rhymes, narrative poems, limericks, and free verse (Common Core State Standards, page 31).
- **Informational texts** include biographies and autobiographies; books about history, social studies, science, and the arts; technical texts, including directions, forms and information displayed in graphs, charts, or maps; and digital sources on a range of topics written for a broad audience (Common Core State Standards, page 31).

*One extended text:* This should be an extended, full-length work of literature (such as a novel or a play) or longer informational text, depending on the focus of the module. Like the others, this text would be aligned with the complexity and range specifications of the standards. As with shorter texts, students would perform a close, analytic reading of the extended text; compare and synthesize ideas across other related texts; conduct text-focused discussions; and produce written work aligned with the standards. (Such a study could take around two to three weeks of concentrated focus on a single text.)

### Writing to Texts

The balance of student writing should be **65 percent analytical** (30 percent opinion and 35 percent to explain/inform) and **35 percent narrative**, with a mix of on-demand and review-and-revision writing assignments. Building student competence and confidence with technology should be part of instruction.<sup>30</sup>

*Routine writing:* Routine writing, such as short constructed-responses to text-dependent questions, builds content knowledge and provides opportunities for reflection on a specific aspect of a text or texts. Routine written responses to such text-dependent questions allow students to build sophisticated understandings of vocabulary, text structure, and content and to develop needed proficiencies in analysis.

*At least three to five analyses per module:* All analytic writing should put a premium on using evidence (RL/RI.5.1 and W.5.9) as well as on crafting works that display a degree of logical integration and coherence (W.5.4, W.5.5 and L.5.1–3). These responses can vary in length based on

<sup>29</sup> The recommended number of texts in each module closely corresponds to the recommended percentage of different kinds of texts (literary versus informational) in the Common Core State Standards.

<sup>30</sup> To help curriculum developers and teachers plan, a Writing Standards Progression Chart is found at the end of this grade-level Model Content Framework. The chart traces (in side-by-side fashion) the changes to the Writing Standards between the previous and current grades.

the questions asked and task performed, from answering brief questions to crafting multiparagraph responses, allowing teachers to assess students' ability to paraphrase, infer, and integrate the ideas they have gleaned from what they have read. Over the course of the year, analytic writing should include comparative analysis and compositions that share findings from the research project.

*Two or three narratives per module:* Narrative writing offers students opportunities to express personal ideas and experiences; craft their own stories and descriptions; and deepen their understandings of literary concepts, structures, and genres (e.g., short stories, anecdotes, poetry, drama) through purposeful imitation. It also provides an additional opportunity for students to reflect on what they read through imaginative writing and to practice sequencing events and ideas through narrative descriptions.

### Research Project

Each module includes the opportunity for students to compose one extended project that uses research to address a significant topic, problem or issue. This entails gathering and integrating relevant information from several additional literary or informational texts in various media or formats on a particular topic or question drawn from one or more texts from the module. Students are expected at this stage to have performed research that includes listing sources and summarizing or paraphrasing findings. Students can present their findings in a variety of informal and more formal argumentative or explanatory contexts, either in writing or orally. (Research aligned with the standards could take one to two weeks of instruction.)<sup>31</sup>

### For Reading and Writing in Each Module

In each module, students are expected to take a close look at the texts they encounter through the lenses of the following skills rooted in the standards.

*Cite evidence:* The goal of close, analytic reading is for students to be able to discern and cite evidence from the text to support their assertions. In grade 5, students should quote accurately from a text when both explicitly explaining the text and making inferences (RL/RI.5.1).

*Analyze content:* The content of each text should determine which standards (RL/RI.5.2–9 and SL.5.2–3) to target, allowing teachers to focus instruction and ensure that all the standards have been taught by the end of the year.

*Study and apply grammar:* While grammar is meant to be a normal, everyday part of what students do, students should be taught explicit lessons in grammar as they read, write, and speak, guided by L.5.1–3.

*Study and apply vocabulary:* To focus vocabulary instruction on words that students would be encouraged to use in writing and speaking, students should be given 5–10 Tier 2 academic words per week for each text (L.5.4–6).<sup>32</sup> Students require multiple exposures to targeted vocabulary words in authentic contexts to retain an understanding of the words' meaning(s) and use the words effectively when writing and speaking.

*Conduct discussions:* Students should engage in a range of collaborative discussions (one-on-one,

---

<sup>31</sup> Ongoing incorporation of research for shorter tasks should also be a regular component of instruction.

<sup>32</sup> For a definition of Tier 2 words, see the introduction to the Model Content Frameworks and Appendix A, pages 33–35.

small group, teacher-led), enabling them to elaborate on the points of others while clearly explaining their own. They should review key ideas expressed and draw conclusions based on the information gained from the discussions (SL.5.1).

*Report findings:* Students should report on a topic or a text, sequencing ideas logically with appropriate facts and details and an eye toward the needs of the audience by speaking clearly, at an appropriate pace (SL.5.4–6).

### For Reading Foundation Skills in Each Module

In each module, students are expected to recognize words and read with fluency through the lenses of the following skills rooted in the standards.

*Decode words:* Students should apply their knowledge of phonics and word analysis to be able to recognize the words they encounter when reading texts (RF.5.3).

*Read fluently:* Students should be able to read with accuracy and fluency to be able to comprehend texts sufficiently (RF.5.4).

## Writing Standards Progression from Grade 4 to Grade 5

In grade 5, students write with increasing sophistication to present the relationships between ideas and information efficiently. Additionally, students are expected to demonstrate sufficient keyboarding skills to type a minimum of two pages in a single sitting. They are also expected to meet the grade-specific grammar and conventions standards and retain or further develop the skills and understandings mastered in preceding grades (refer to L.5.1–3).

Specific changes in the Writing Standards from grade 4 to grade 5 are highlighted in the chart below:

Grade 4, Standard 1 (W.4.1)	Grade 5, Standard 1 (W.5.1)
<p>Write opinion pieces on topics or texts, supporting a point of view with reasons and information.</p> <ul style="list-style-type: none"> <li>a. Introduce a topic or text clearly, state an opinion, and create an organizational structure in which related ideas are grouped to support the writer’s purpose.</li> <li>b. Provide reasons that are supported by facts and details.</li> <li>c. Link opinion and reasons using words and phrases (e.g., for instance, in order to, in addition).</li> <li>d. Provide a concluding statement or section related to the opinion presented.</li> </ul>	<p>Write opinion pieces on topics or texts, supporting a point of view with reasons and information.</p> <ul style="list-style-type: none"> <li>a. Introduce a topic or text clearly, state an opinion, and create an organizational structure in which ideas are <b>logically</b> grouped to support the writer’s purpose.</li> <li>b. Provide <b>logically ordered</b> reasons that are supported by facts and details.</li> <li>c. Link opinion and reasons using words, phrases, <b>and clauses</b> (e.g., <b>consequently, specifically</b>).</li> <li>d. Provide a concluding statement or section related to the opinion presented.</li> </ul>
Grade 4, Standard 2 (W.4.2)	Grade 5, Standard 2 (W.5.2)
<p>Write informative/explanatory texts to examine a topic and convey ideas and information clearly.</p>	<p>Write informative/explanatory texts to examine a topic and convey ideas and information clearly.</p>

<ul style="list-style-type: none"> <li>a. Introduce a topic clearly and group related information in paragraphs and sections; include formatting (e.g., headings), illustrations, and multimedia when useful to aiding comprehension.</li> <li>b. Develop the topic with facts, definitions, concrete details, quotations, or other information and examples related to the topic.</li> <li>c. Link ideas within categories of information using words and phrases (e.g., another, for example, also, because).</li> <li>d. Use precise language and domain-specific vocabulary to inform about or explain the topic.</li> <li>e. Provide a concluding statement or section related to the information or explanation presented.</li> </ul>	<ul style="list-style-type: none"> <li>a. Introduce a topic clearly, <u>provide a general observation and focus</u>, and group related information <u>logically</u>; include formatting (e.g., headings), illustrations, and multimedia when useful to aiding comprehension.</li> <li>b. Develop the topic with facts, definitions, concrete details, quotations, or other information and examples related to the topic.</li> <li>c. Link ideas within <u>and across</u> categories of information using words, phrases, <u>and clauses</u> (e.g., <u>in contrast, especially</u>).</li> <li>d. Use precise language and domain-specific vocabulary to inform about or explain the topic.</li> <li>e. Provide a concluding statement or section related to the information or explanation presented.</li> </ul>
<p><b>Grade 4, Standard 3 (W.4.3)</b></p>	<p><b>Grade 5, Standard 3 (W.5.3)</b></p>
<p>Write narratives to develop real or imagined experiences or events using effective technique, descriptive details, and clear event sequences.</p> <ul style="list-style-type: none"> <li>a. Orient the reader by establishing a situation and introducing a narrator and/or characters; organize an event sequence that unfolds naturally.</li> <li>b. Use dialogue and description to develop experiences and events or show the responses of characters to situations.</li> <li>c. Use a variety of transitional words and phrases to manage the sequence of events.</li> <li>d. Use concrete words and phrases and sensory details to convey experiences and events precisely.</li> <li>e. Provide a conclusion that follows from the narrated experiences or events.</li> </ul>	<p>Write narratives to develop real or imagined experiences or events using effective technique, descriptive details, and clear event sequences.</p> <ul style="list-style-type: none"> <li>a. Orient the reader by establishing a situation and introducing a narrator and/or characters; organize an event sequence that unfolds naturally.</li> <li>b. Use <u>narrative techniques</u>, such as dialogue, description, <u>and pacing</u>, to develop experiences and events or show the responses of characters to situations.</li> <li>c. Use a variety of transitional words, phrases, <u>and clauses</u> to manage the sequence of events.</li> <li>d. Use concrete words and phrases and sensory details to convey experiences and events precisely.</li> <li>e. Provide a conclusion that follows from the narrated experiences or events.</li> </ul>
<p><b>Grade 4, Standard 4 (W.4.4)</b></p>	<p><b>Grade 5, Standard 4 (W.5.4)</b></p>
<p>Produce clear and coherent writing in which the development and organization are appropriate to task, purpose, and audience. (Grade-specific expectations for writing types are defined in standards 1–3 above.)</p>	<p>Produce clear and coherent writing in which the development and organization are appropriate to task, purpose, and audience. (Grade-specific expectations for writing types are defined in</p>

	standards 1–3 above.)
<b>Grade 4, Standard 5 (W.4.5)</b>	<b>Grade 5, Standard 5 (W.5.5)</b>
With guidance and support from peers and adults, develop and strengthen writing as needed by planning, revising, and editing. (Editing for conventions should demonstrate command of Language standards 1–3 up to and including grade 4 on pages 28 and 29.)	With guidance and support from peers and adults, develop and strengthen writing as needed by planning, revising, editing, rewriting, <u>or trying a new approach</u> . (Editing for conventions should demonstrate command of Language standards 1–3 <u>up to and including grade 5</u> on pages 28 and 29.)
<b>Grade 4, Standard 6 (W.4.6)</b>	<b>Grade 5, Standard 6 (W.5.6)</b>
With some guidance and support from adults, use technology, including the Internet, to produce and publish writing as well as to interact and collaborate with others; demonstrate sufficient command of keyboarding skills to type a minimum of one page in a single sitting.	With some guidance and support from adults, use technology, including the Internet, to produce and publish writing as well as to interact and collaborate with others; demonstrate sufficient command of keyboarding skills to type a minimum of <u>two pages</u> in a single sitting.
<b>Grade 4, Standard 7 (W.4.7)</b>	<b>Grade 5, Standard 7 (W.5.7)</b>
Conduct short research projects that build knowledge through investigation of different aspects of a topic.	Conduct short research projects that <u>use several sources</u> to build knowledge through investigation of different aspects of a topic.
<b>Grade 4, Standard 8 (W.4.8)</b>	<b>Grade 5, Standard 8 (W.5.8)</b>
Recall relevant information from experiences or gather relevant information from print and digital sources; take notes and categorize information, and provide a list of sources.	Recall relevant information from experiences or gather relevant information from print and digital sources; <u>summarize or paraphrase information in notes and finished work</u> , and provide a list of sources.
<b>Grade 4, Standard 9 (W.4.9)</b>	<b>Grade 5, Standard 9 (W.5.9)</b>
Draw evidence from literary or informational texts to support analysis, reflection, and research. <ul style="list-style-type: none"> <li>a. Apply grade 4 Reading standards to literature (e.g., “Describe in depth a character, setting, or event in a story or drama, drawing on specific details in the text [e.g., a character’s thoughts, words, or actions].”).</li> <li>b. Apply grade 4 Reading standards to informational texts (e.g., “Explain how an author uses reasons and evidence to support particular points in a text”).</li> </ul>	Draw evidence from literary or informational texts to support analysis, reflection, and research. <ul style="list-style-type: none"> <li>a. Apply <u>grade 5</u> Reading standards to literature (e.g., “Compare and contrast two or more characters, settings, or events in a story or a drama, drawing on specific details in the text [e.g., how characters interact]”).</li> <li>b. Apply <u>grade 5</u> Reading standards to informational texts (e.g., “Explain how an author uses reasons and evidence to support particular points in a text, identifying which reasons and evidence support which point[s]”).</li> </ul>
<b>Grade 4, Standard 10 (W.4.10)</b>	<b>Grade 5, Standard 10 (W.5.10)</b>
Write routinely over extended time frames (time for research, reflection, and revision) and shorter	Write routinely over extended time frames (time for research, reflection, and revision) and shorter

time frames (a single sitting or a day or two) for a range of discipline-specific tasks, purposes, and audiences.	time frames (a single sitting or a day or two) for a range of discipline-specific tasks, purposes, and audiences.
---	---

## Speaking and Listening Standards Progression from Grade 4 to Grade 5

In grade 5, students speak (both in informal discussions and in more formal presentations) with growing maturity to convey ideas and information both clearly and persuasively. They are simultaneously developing listening skills that allow them to participate effectively and contribute to groups.

Specific changes in the Speaking and Listening Standards from grade 4 to grade 5 are highlighted in the chart below:

Grade 4, Standard 1 (SL.4.1)	Grade 5, Standard 1 (SL.5.1)
Engage effectively in a range of collaborative discussions (one-on-one, in groups, and teacher-led) with diverse partners on <i>grade 4 topics and texts</i> , building on others' ideas and expressing their own clearly. <ol style="list-style-type: none"> <li>Come to discussions prepared, having read or studied required material; explicitly draw on that preparation and other information known about the topic to explore ideas under discussion.</li> <li>Follow agreed-upon rules for discussions and carry out assigned roles.</li> <li>Pose and respond to specific questions to clarify or follow up on information, and make comments that contribute to the discussion and link to the remarks of others.</li> <li>Review the key ideas expressed and explain their own ideas and understanding in light of the discussion.</li> </ol>	Engage effectively in a range of collaborative discussions (one-on-one, in groups, and teacher-led) with diverse partners on <u>grade 5 topics and texts</u> , building on others' ideas and expressing their own clearly. <ol style="list-style-type: none"> <li>Come to discussions prepared, having read or studied required material; explicitly draw on that preparation and other information known about the topic to explore ideas under discussion.</li> <li>Follow agreed-upon rules for discussions and carry out assigned roles.</li> <li>Pose and respond to specific questions by making comments that contribute to the discussion and <u>elaborate</u> on the remarks of others.</li> <li>Review the key ideas expressed and <u>draw conclusions</u> in light of <u>information and knowledge gained from</u> the discussions.</li> </ol>
Grade 4, Standard 2 (SL.4.2)	Grade 5, Standard 2 (SL.5.2)
Paraphrase portions of a text read aloud or information presented in diverse media and formats, including visually, quantitatively, and orally.	<u>Summarize a written</u> text read aloud or information presented in diverse media and formats, including visually, quantitatively, and orally.
Grade 4, Standard 3 (SL.4.3)	Grade 5, Standard 3 (SL.5.3)
Identify the reasons and evidence a speaker provides to support particular points.	<u>Summarize the points</u> a speaker makes <u>and explain how each claim is supported by reasons and evidence</u> .
Grade 4, Standard 4 (SL.4.4)	Grade 5, Standard 4 (SL.5.4)
Report on a topic or text, tell a story, or recount an experience in an organized manner, using	Report on a topic or text <u>or present an opinion, sequencing ideas logically and</u> using appropriate



appropriate facts and relevant, descriptive details to support main ideas or themes; speak clearly at an understandable pace.	facts and relevant, descriptive details to support main ideas or themes; speak clearly at an understandable pace.
<b>Grade 4, Standard 5 (SL.4.5)</b>	<b>Grade 5, Standard 5 (SL.5.5)</b>
Add audio recordings and visual displays to presentations when appropriate to enhance the development of main ideas or themes.	<u>Include multimedia components (e.g., graphics, sound)</u> and visual displays in presentations when appropriate to enhance the development of main ideas or themes.
<b>Grade 4, Standard 6 (SL.4.6)</b>	<b>Grade 5, Standard 6 (SL.5.6)</b>
Differentiate between contexts that call for formal English (e.g., presenting ideas) and situations where informal discourse is appropriate (e.g., small-group discussion); use formal English when appropriate to task and situation. (See grade 4 Language standards 1 and 3 on pages 28–29 for specific expectations.)	<u>Adapt speech to a variety of contexts and tasks</u> , using formal English when appropriate to task and situation. (See <u>grade 5</u> Language standards 1 and 3 on pages 28–29 for specific expectations.)

## PARCC MODEL CONTENT FRAMEWORK FOR ELA/LITERACY FOR GRADE 6

---

### Narrative Summary of ELA Standards for Grade 6

In grade 6, the Common Core State Standards call for students to proficiently read grade-appropriate complex literature and informational text (RL/RI.6.10) while further developing the ability to cite textual evidence to support analyses (RL/RI.6.1). Students focus on examining how authors use reasons to make their points and support arguments with evidence, separating unsupported assertions from those backed by evidence. Students analyze both the structure and content of complex, grade-appropriate texts, determining how sentences and paragraphs within texts influence and contribute to the unfolding of a plot and the development and elaboration of events or ideas. Additional [Standards for Reading Literature](#) (RL.6.2–9) and [Standards for Reading Informational Text](#) (RI.6.2–9) offer detailed expectations for student academic performance in preparation for college and careers.

According to the [Speaking and Listening Standards](#), students also share their findings in class discussions, practicing how logically to sequence ideas and highlight the themes and key details they find most persuasive. Students’ vocabularies expand as they become more attuned to using context, knowledge of Greek and Latin roots and affixes, and word analysis to determine the meaning of academic words.

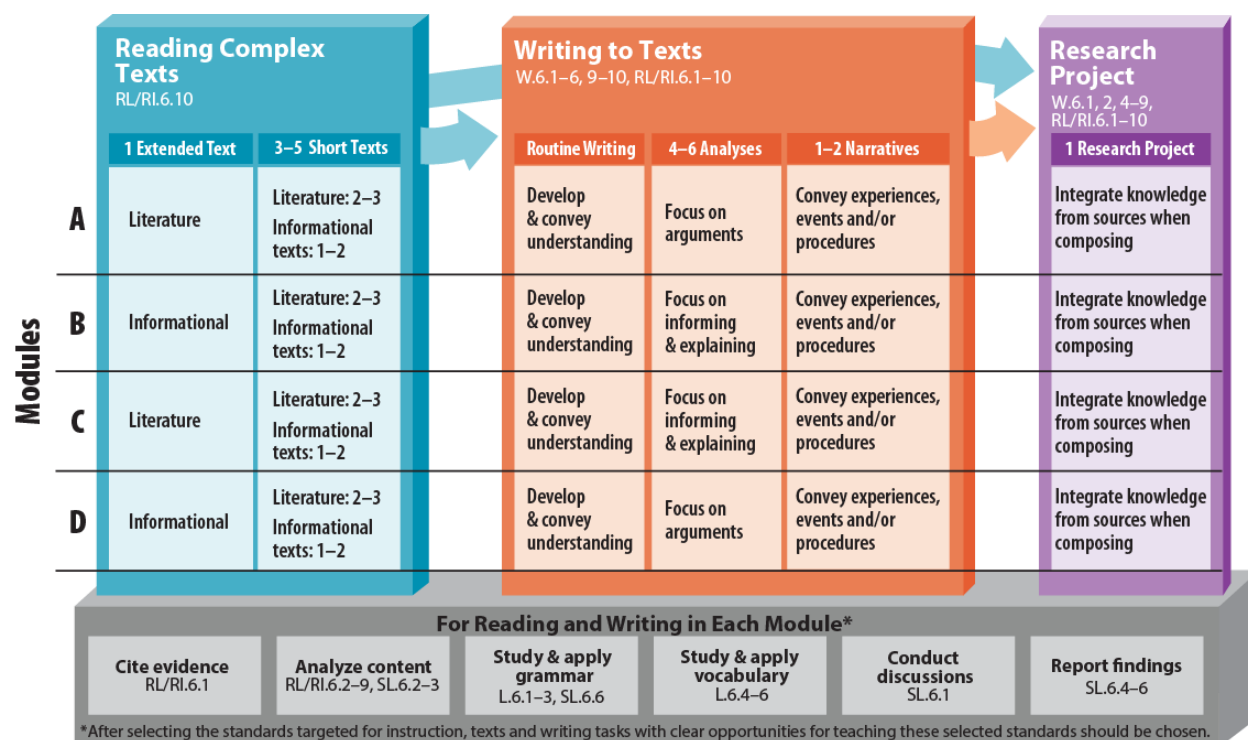
Students in grade 6 are increasingly challenged to sharpen their ability to write and speak with more clarity and coherence, providing clear reasons and relevant evidence. The [Writing Standards](#) specify that students will learn how writers try to influence readers while discovering how they can do the same in their own prose. They discover how to answer questions through writing and can use rewriting opportunities to refine their understanding of a text or topic. They also take a critical stance toward sources and apply criteria for identifying reliable information as opposed to mere conjecture.

### Literacy Standards for Other Disciplines in Grades 6-8

Central to the vision for literacy embedded within the standards and the Model Content Frameworks is the idea that instruction in reading, writing, speaking, listening, and language is a *shared responsibility* within schools. All fields of study demand analysis of complex texts and strong oral and written communication skills using discipline-specific discourse. Because each discipline acquires, develops, and shares knowledge in distinct ways, educators in each field must take ownership of building robust instruction around discipline-specific literacy skills to better prepare students for college and careers. The Model Content Frameworks provide all educators with foundational ideas for incorporating disciplinary literacy skills and practice into their instructional programming. Accordingly, the Model Content Frameworks require educators in all disciplines to bear some responsibility for ensuring the literacy of the students in their classes.

## ELA Model Content Framework Chart for Grade 6

Below is a chart that organizes the standards into four quarter-length modules that include the knowledge and skills students will learn and apply over the course of the year. As noted in the introduction, these modules are offered as optional models to consider when constructing a year-long course of instruction. The chart is meant to illustrate and provide context for the standards (but not replace engaging with the standards themselves).



## Key Terms and Concepts for Grade 6 ELA Model Content Framework Chart

### Reading Complex Texts

Exposing students to grade-level texts of appropriate complexity lies at the heart of each module. The modules reflect the balance of informational texts (literary nonfiction in ELA classes) and literature that students are expected to read. Fulfilling the ELA standards for grades 6-12 requires much greater attention to a specific category of informational text — literary nonfiction — than has been traditionally taught. Because the ELA classroom must focus on literature (stories, drama, and poetry) as well as literary nonfiction, a great deal of informational reading in grades 6-12 must take place in other classes to meet the demands of the standards.

*Three to five short texts:* Selections would include short texts of sufficient complexity for close reading that would allow students to draw ample evidence from the texts and present their analyses

in writing as well as through speaking.<sup>33</sup> Educators can create coherence within the curriculum as a whole by choosing short texts to complement the extended text described below, by focusing instruction on similar standards and skills across multiple genres, and by choosing informational texts that build the background knowledge needed to read and comprehend other texts students will study. (Shorter texts could account for about three to four weeks of instruction.)

- **Literature** includes adventure stories, historical fiction, mysteries, myths, science fiction, realistic fiction, allegories, parodies, satire, drama, graphic novels, one-act and multi-act plays, narrative poems, lyrical poems, free-verse poems, sonnets, odes, ballads, and epics (Common Core State Standards, page 57).
- **Informational texts/literary nonfiction** include the subgenres of exposition, argument, and functional text in the form of personal essays; speeches; opinion pieces; essays about art or literature; biographies; memoirs; journalism; and historical, scientific, technical, or economic accounts (including digital sources) written for a broad audience (Common Core State Standards, page 57).

*One extended text:* This should be an extended, full-length work of literature (such as a novel or a play) or longer literary nonfiction, depending on the focus of the module. Like the others, this text would be aligned with the complexity and range specifications of the standards. As with shorter texts, students would perform a close, analytic reading of the extended text; compare and synthesize ideas from across other related texts; conduct text-focused discussions; and produce written work aligned with the standards. (Such a study could take around two to three weeks of concentrated focus on a single text.)

### Writing to Texts

The balance of student writing at this level is **70 percent analytical** (35 percent argument and 35 percent to explain/inform) and **30 percent narrative**, with a mix of on-demand and review-and-revision writing assignments. Building student competence and confidence with technology should be part of instruction.<sup>34</sup>

*Routine writing:* Routine writing, such as short constructed-responses to text-dependent questions, builds content knowledge and provides opportunities for reflection on a specific aspect of a text or texts. Routine written responses to such text-dependent questions allow students to build sophisticated understandings of vocabulary, text structure, and content and to develop needed proficiencies in analysis.

*At least four to six analyses per module:* All analytic writing should put a premium on using evidence (RL/RI.6.1 and W.6.9) as well as on crafting works that display logical integration and coherence (W.6.4, W.6.5 and L.6.1–3). These responses can vary in length based on the questions asked and task performed, from answering brief questions to crafting multiparagraph responses, allowing teachers to assess students’ ability to paraphrase, infer, and integrate the ideas they have gleaned

---

<sup>33</sup> The recommended number of texts in each module closely corresponds to the recommended percentage of different kinds of texts (literary versus informational) in the Common Core State Standards.

<sup>34</sup> To help curriculum developers and teachers plan, a Writing Standards Progression Chart is found at the end of this grade-level Model Content Framework. The chart traces (in side-by-side fashion) the changes to the Writing Standards between the previous and current grades.

from what they have read. Over the course of the year, analytic writing should include comparative analysis and compositions that share findings from the research project.

*One or two narratives per module:* Narrative writing offers students opportunities to express personal ideas and experiences; craft their own stories and descriptions; and deepen their understandings of literary concepts, structures, and genres (e.g., short stories, anecdotes, poetry, drama) through purposeful imitation. It also provides an additional opportunity for students to reflect on what they read through imaginative writing and to practice sequencing events and ideas through narrative descriptions.

### Research Project

Each module includes the opportunity for students to produce one extended project that uses research to address a significant topic, problem, or issue. This entails gathering and synthesizing relevant information from several additional literary or informational texts in various media or formats on a particular topic or question drawn from one or more texts from the module. Students are expected at this stage to assess the credibility of each source, effectively and accurately quote or paraphrase sources, and include basic bibliographic information in their research. Students can present their findings in a variety of informal and more formal argumentative or explanatory contexts, either in writing or orally. (Research aligned with the standards could take one to two weeks of instruction.)<sup>35</sup>

### For Reading and Writing in Each Module

In each module, students are expected to take a close look at the texts they encounter through the lenses of the following skills rooted in the standards.

*Cite evidence:* The goal of close, analytic reading is for students to be able to discern and cite evidence from the text to support assertions. In grade 6, students should explicitly refer to a text when both explaining it and making inferences (RL/RI.6.1).

*Analyze content:* The content of each text should determine which standards (RL/RI.6.2–9 and SL.6.2–3) to target, allowing teachers to focus instruction and ensure that all the standards have been taught by the end of the year.

*Study and apply grammar:* While grammar is meant to be a normal, everyday part of what students do, students should be taught explicit lessons in grammar as they read, write, and speak, guided by L.6.1–3.

*Study and apply vocabulary:* To focus vocabulary instruction on words that students would be encouraged to use in writing and speaking, students should be given 5–10 Tier 2 academic words per week for each text (L.6.4–6).<sup>36</sup> Students require multiple exposures to targeted vocabulary words in authentic contexts to retain an understanding of the words’ meaning(s) and use the words effectively when writing and speaking.

*Conduct discussions:* Students should engage effectively in a range of collaborative discussions (one-on-one, small group, teacher-led), building on others’ ideas and expressing their own based on

---

<sup>35</sup> Ongoing incorporation of research for shorter tasks should also be a regular component of instruction.

<sup>36</sup> For a definition of Tier 2 words, see the introduction to the Model Content Frameworks and Appendix A, pages 33–35.

evidence. Students ask and respond to specific questions as well as review key ideas expressed and demonstrate understanding through reflection and paraphrasing (SL.6.1).

*Report findings:* Using appropriate eye contact, adequate volume, and clear pronunciation, students orally present claims in a logical, coherent manner to accentuate main ideas or themes.

## Writing Standards Progression from Grade 5 to Grade 6

In grade 6, students write with increasing sophistication to present the relationships between ideas and information efficiently. Additionally, students are expected to demonstrate sufficient keyboarding skills to type a minimum of three pages in a single sitting. They are also expected to meet the grade-specific grammar and conventions standards and retain or further develop the skills and understandings mastered in preceding grades (refer to L.6.1–3).

Specific changes in the Writing Standards from grade 5 to grade 6 are highlighted in the chart below:

Grade 5, Standard 1 (W.5.1)	Grade 6, Standard 1 (W.6.1)
<p>Write opinion pieces on topics or texts, supporting a point of view with reasons and information.</p> <ol style="list-style-type: none"> <li>Introduce a topic or text clearly, state an opinion, and create an organizational structure in which ideas are logically grouped to support the writer’s purpose.</li> <li>Provide logically ordered reasons that are supported by facts and details.</li> <li>Link opinion and reasons using words, phrases, and clauses (e.g., <i>consequently, specifically</i>).</li> <li>Provide a concluding statement or section related to the opinion presented.</li> </ol>	<p>Write <u>arguments to support claims with clear reasons and relevant evidence</u>.</p> <ol style="list-style-type: none"> <li>Introduce <u>claim(s)</u> and <u>organize the reasons and evidence clearly</u>.</li> <li><u>Support claim(s) with clear reasons and relevant evidence, using credible sources and demonstrating an understanding of the topic or text</u>.</li> <li><u>Use words, phrases, and clauses to clarify the relationships among claim(s) and reasons</u>.</li> <li><u>Establish and maintain a formal style</u>.</li> <li>Provide a concluding statement or section <u>that follows from the argument presented</u>.</li> </ol>
Grade 5, Standard 2 (W.5.2)	Grade 6, Standard 2 (W.6.2)
<p>Write informative/explanatory texts to examine a topic and convey ideas and information clearly.</p> <ol style="list-style-type: none"> <li>Introduce a topic clearly, provide a general observation and focus, and group related information logically; include formatting (e.g., headings), illustrations and multimedia when useful to aiding comprehension.</li> <li>Develop the topic with facts, definitions, concrete details, quotations, or other information and examples related to the topic.</li> <li>Link ideas within and across categories of information using words, phrases, and</li> </ol>	<p>Write informative/explanatory texts to examine a topic and convey ideas, <u>concepts</u>, and information <u>through the selection, organization, and analysis of relevant content</u>.</p> <ol style="list-style-type: none"> <li>Introduce a topic; <u>organize ideas, concepts, and information, using strategies such as definition, classification, comparison/contrast, and cause/effect</u>; include formatting (e.g., headings), <u>graphics (e.g., charts, tables)</u>, and multimedia when useful to aiding comprehension.</li> <li>Develop the topic with <u>relevant</u> facts, definitions, concrete details, quotations, or</li> </ol>

<p>clauses (e.g., <i>in contrast, especially</i>).</p> <p>d. Use precise language and domain-specific vocabulary to inform about or explain the topic.</p> <p>e. Provide a concluding statement or section related to the information or explanation presented.</p>	<p>other information and examples.</p> <p>c. <u>Use appropriate transitions to clarify the relationships among ideas and concepts.</u></p> <p>d. Use precise language and domain-specific vocabulary to inform about or explain the topic.</p> <p>e. <u>Establish and maintain a formal style.</u></p> <p>f. <u>Provide a concluding statement or section that follows from the information or explanation presented.</u></p>
<p><b>Grade 5, Standard 3 (W.5.3)</b></p>	<p><b>Grade 6, Standard 3 (W.6.3)</b></p>
<p>Write narratives to develop real or imagined experiences or events using effective technique, descriptive details, and clear event sequences.</p> <p>a. Orient the reader by establishing a situation and introducing a narrator and/or characters; organize an event sequence that unfolds naturally.</p> <p>b. Use narrative techniques, such as dialogue, description and pacing, to develop experiences and events or show the responses of characters to situations.</p> <p>c. Use a variety of transitional words, phrases, and clauses to manage the sequence of events.</p> <p>d. Use concrete words and phrases and sensory details to convey experiences and events precisely.</p> <p>e. Provide a conclusion that follows from the narrated experiences or events.</p>	<p>Write narratives to develop real or imagined experiences or events using effective technique, <u>relevant</u> descriptive details, and <u>well-structured</u> event sequences.</p> <p>a. <u>Engage and</u> orient the reader by establishing a <u>context</u> and introducing a narrator and/or characters; organize an event sequence that unfolds naturally <u>and logically</u>.</p> <p>b. Use narrative techniques, such as dialogue, pacing, and description, to develop experiences, events, <u>and/or characters</u>.</p> <p>c. Use a variety of transition words, phrases, and clauses <u>to convey sequence and signal shifts from one time frame or setting to another</u>.</p> <p>d. Use <u>precise</u> words and phrases, <u>relevant descriptive details</u>, and <u>sensory language</u> to convey experiences and events.</p> <p>e. Provide a conclusion that follows from the narrated experiences or events.</p>
<p><b>Grade 5, Standard 4 (W.5.4)</b></p>	<p><b>Grade 6, Standard 4 (W.6.4)</b></p>
<p>Produce clear and coherent writing in which the development and organization are appropriate to task, purpose, and audience. (Grade-specific expectations for writing types are defined in standards 1–3 above.)</p>	<p>Produce clear and coherent writing in which the development, organization, <u>and style</u> are appropriate to task, purpose, and audience. (Grade-specific expectations for writing types are defined in standards 1–3 above.)</p>
<p><b>Grade 5, Standard 5 (W.5.5)</b></p>	<p><b>Grade 6, Standard 5 (W.6.5)</b></p>
<p>With guidance and support from peers and adults, develop and strengthen writing as needed by planning, revising, editing, rewriting, or trying a new approach. (Editing for conventions should demonstrate command of Language standards 1–3 up to and including grade 5 on pages 28 and 29.)</p>	<p>With some guidance and support from peers and adults, develop and strengthen writing as needed by planning, revising, editing, rewriting, or trying a new approach. (Editing for conventions should demonstrate command of Language standards 1–3</p>

	<a href="#">up to and including grade 6 on page 52.</a> )
<b>Grade 5, Standard 6 (W.5.6)</b>	<b>Grade 6, Standard 6 (W.6.6)</b>
With some guidance and support from adults, use technology, including the Internet, to produce and publish writing as well as to interact and collaborate with others; demonstrate sufficient command of keyboarding skills to type a minimum of two pages in a single sitting.	Use technology, including the Internet, to produce and publish writing as well as to interact and collaborate with others; demonstrate sufficient command of keyboarding skills to type a minimum of <a href="#">three pages</a> in a single sitting.
<b>Grade 5, Standard 7 (W.5.7)</b>	<b>Grade 6, Standard 7 (W.6.7)</b>
Conduct short research projects that use several sources to build knowledge through investigation of different aspects of a topic.	Conduct short research projects <a href="#">to answer a question, drawing on</a> several sources <a href="#">and refocusing the inquiry when appropriate.</a>
<b>Grade 5, Standard 8 (W.5.8)</b>	<b>Grade 6, Standard 8 (W.6.8)</b>
Recall relevant information from experiences or gather relevant information from print and digital sources; summarize or paraphrase information in notes and finished work, and provide a list of sources.	Gather relevant information from <a href="#">multiple</a> print and digital sources; <a href="#">assess the credibility of each source; and quote</a> or paraphrase <a href="#">the data and conclusions of others while avoiding plagiarism and providing basic bibliographic information for sources.</a>
<b>Grade 5, Standard 9 (W.5.9)</b>	<b>Grade 6, Standard 9 (W.6.9)</b>
Draw evidence from literary or informational texts to support analysis, reflection, and research.  a. Apply <i>grade 5 Reading standards</i> to literature (e.g., “Compare and contrast two or more characters, settings, or events in a story or a drama, drawing on specific details in the text [e.g., how characters interact]”).  b. Apply <i>grade 5 Reading standards</i> to informational texts (e.g., “Explain how an author uses reasons and evidence to support particular points in a text, identifying which reasons and evidence support which point[s]”).	Draw evidence from literary or informational texts to support analysis, reflection, and research.  a. Apply <a href="#">grade 6 Reading standards</a> to literature (e.g., “Compare and contrast <a href="#">texts in different forms or genres [e.g., stories and poems; historical novels and fantasy stories] in terms of their approaches to similar themes and topics</a> ”).  b. Apply <a href="#">grade 6 Reading standards</a> to literary nonfiction (e.g., “ <a href="#">Trace and evaluate the argument and specific claims in a text, distinguishing claims that are supported by reasons and evidence from claims that are not</a> ”).
<b>Grade 5, Standard 10 (W.5.10)</b>	<b>Grade 6, Standard 10 (W.6.10)</b>
Write routinely over extended time frames (time for research, reflection, and revision) and shorter time frames (a single sitting or a day or two) for a range of discipline-specific tasks, purposes, and audiences.	Write routinely over extended time frames (time for research, reflection, and revision) and shorter time frames (a single sitting or a day or two) for a range of discipline-specific tasks, purposes, and audiences.

## Speaking and Listening Standards Progression from Grade 5 to Grade 6



In grade 6, students speak (both in formal presentations and in informal discussions) with growing maturity to convey ideas and information clearly and persuasively. Students are simultaneously developing listening skills that allow them to participate effectively and contribute to groups.

Specific changes in the Speaking and Listening Standards from grade 5 to grade 6 are highlighted in the chart below:

<b>Grade 5, Standard 1 (SL.5.1)</b>	<b>Grade 6, Standard 1 (SL.6.1)</b>
<p>Engage effectively in a range of collaborative discussions (one-on-one, in groups, and teacher-led) with diverse partners on <i>grade 5 topics and texts</i>, building on others' ideas and expressing their own clearly.</p> <ul style="list-style-type: none"> <li>a. Come to discussions prepared, having read or studied required material; explicitly draw on that preparation and other information known about the topic to explore ideas under discussion.</li> <li>b. Follow agreed-upon rules for discussions and carry out assigned roles.</li> <li>c. Pose and respond to specific questions by making comments that contribute to the discussion and elaborate on the remarks of others.</li> <li>d. Review the key ideas expressed and draw conclusions in light of information and knowledge gained from the discussions.</li> </ul>	<p>Engage effectively in a range of collaborative discussions (one-on-one, in groups, and teacher-led) with diverse partners on <i>grade 6 topics, texts, and issues</i>, building on others' ideas and expressing their own clearly.</p> <ul style="list-style-type: none"> <li>a. Come to discussions prepared, having read or studied required material; explicitly draw on that preparation <u>by referring to evidence on the topic, text, or issue to probe and reflect</u> on ideas under discussion.</li> <li>b. Follow rules for <u>collegial</u> discussions, <u>set specific goals and deadlines, and define individual</u> roles <u>as needed</u>.</li> <li>c. Pose and respond to specific questions <u>with elaboration and detail</u> by making comments that contribute to the <u>topic, text, or issue under discussion</u>.</li> <li>d. Review the key ideas expressed <u>and demonstrate understanding of multiple perspectives through reflection and paraphrasing</u>.</li> </ul>
<b>Grade 5, Standard 2 (SL.5.2)</b>	<b>Grade 6, Standard 2 (SL.6.2)</b>
<p>Summarize a written text read aloud or information presented in diverse media and formats, including visually, quantitatively, and orally.</p>	<p><u>Interpret</u> information presented in diverse media and formats (e.g., visually, quantitatively, orally) <u>and explain how it contributes to a topic, text, or issue under study</u>.</p>
<b>Grade 5, Standard 3 (SL.5.3)</b>	<b>Grade 6, Standard 3 (SL.6.3)</b>
<p>Summarize the points a speaker makes and explain how each claim is supported by reasons and evidence.</p>	<p><u>Delineate</u> a speaker's <u>argument and specific claims, distinguishing claims that are</u> supported by reasons and evidence <u>from claims that are not</u>.</p>
<b>Grade 5, Standard 4 (SL.5.4)</b>	<b>Grade 6, Standard 4 (SL.6.4)</b>
<p>Report on a topic or text or present an opinion, sequencing ideas logically and using appropriate facts and relevant, descriptive details to support main ideas or themes; speak clearly at an understandable pace.</p>	<p><u>Present claims and findings</u>, sequencing ideas logically and using <u>pertinent descriptions</u>, facts, and details <u>to accentuate</u> main ideas or themes; <u>use appropriate eye contact, adequate volume, and clear pronunciation</u>.</p>

<b>Grade 5, Standard 5 (SL.5.5)</b>	<b>Grade 6, Standard 5 (SL.6.5)</b>
<p>Include multimedia components (e.g., graphics, sound) and visual displays in presentations when appropriate to enhance the development of main ideas or themes.</p>	<p>Include multimedia components (e.g., graphics, images, music, sound) and visual displays in presentations <u>to clarify information</u>.</p>
<b>Grade 5, Standard 6 (SL.5.6)</b>	<b>Grade 6, Standard 6 (SL.6.6)</b>
<p>Adapt speech to a variety of contexts and tasks, using formal English when appropriate to task and situation. (See grade 5 Language standards 1 and 3 on pages 28–29 for specific expectations.)</p>	<p>Adapt speech to a variety of contexts and tasks, <u>demonstrating command of</u> formal English when <u>indicated or</u> appropriate. (See <u>grade 6</u> Language standards 1 and 3 on page <u>52</u> for specific expectations.)</p>

## PARCC MODEL CONTENT FRAMEWORK FOR ELA/LITERACY FOR GRADE 7

---

### Narrative Summary of ELA Standards for Grade 7

In grade 7, the Common Core State Standards call for students to demonstrate an emerging sophistication in their ability to read challenging complex texts closely (RL/RI.7.10) such that they can cite multiple instances of specific evidence to support their assertions (RL/RI.7.1). By the end of grade 7, students should be able to recognize the interplay between setting, plot and, characters and provide an objective summary of a text apart from their own reaction to it. They become adept at stepping back to compare and contrast different interpretations of a topic, identifying how authors shape their presentation of key information and choose to highlight certain facts over others. In similar fashion, students can trace how an argument develops within a text and assess the validity of the evidence. Additional [Standards for Reading Literature \(RL.7.2–9\)](#) and [Standards for Reading Informational Text \(RI.7.2–9\)](#) offer detailed expectations for student academic performance in preparation for college and careers.

Following the guidelines in the [Speaking and Listening Standards](#), in discussions and in writing, students make their reasoning clear to their listeners and readers, constructively evaluating others' use of evidence while offering several sources to back up their own claims. Their vocabulary has developed to the point where they can distinguish between denotative and connotative meaning and can analyze the effect of specific word choice on tone.

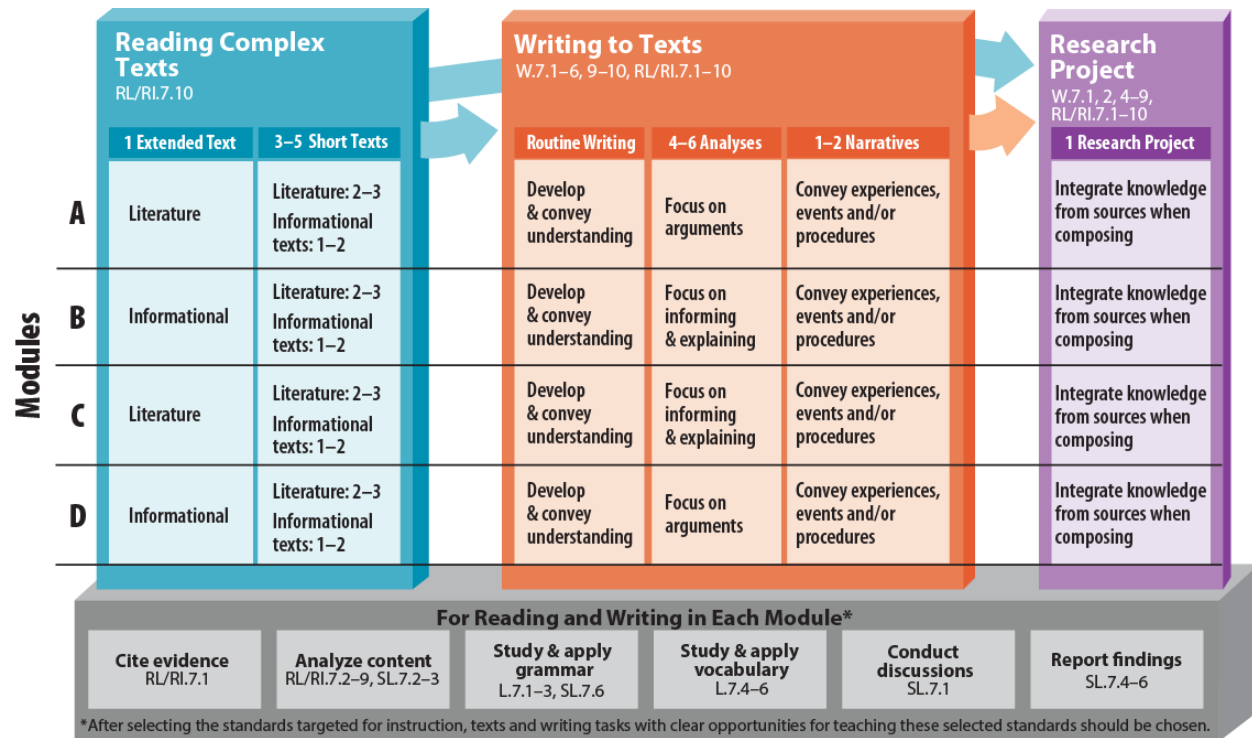
Their growing maturity as writers (as reflected in the expectations of the [Writing Standards](#)) means students are able to cite several sources of specific, relevant evidence when supporting their own point of view about texts and topics. Their writing is more structured, with clear introductions and conclusions as well as useful transitions to create cohesion and clarify relationships among ideas. In their writing, they acknowledge the other side of a debate or an alternative perspective while avoiding any trace of plagiarism.

### Literacy Standards for Other Disciplines in Grades 6-8

Central to the vision for literacy embedded within the standards and the Model Content Frameworks is the idea that instruction in reading, writing, speaking, listening, and language is a *shared responsibility* within schools. All fields of study demand analysis of complex texts and strong oral and written communication skills using discipline-specific discourse. Because each discipline acquires, develops, and shares knowledge in distinct ways, educators in each field must take ownership of building robust instruction around discipline-specific literacy skills to better prepare students for college and careers. The Model Content Frameworks provide all educators with foundational ideas for incorporating disciplinary literacy skills and practice into their instructional programming. Accordingly, the Model Content Frameworks require educators in all disciplines to bear some responsibility for ensuring the literacy of the students in their classes.

## ELA Model Content Framework Chart for Grade 7

Below is a chart that organizes the standards into four quarter-length modules that include the knowledge and skills students will learn and apply over the course of the year. As noted in the introduction, these modules are offered as optional models to consider when constructing a year-long course of instruction. The chart is meant to illustrate and provide context for the standards (though not replace engaging with the standards themselves).



## Key Terms and Concepts for Grade 7 ELA Model Content Framework Chart

### Reading Complex Texts

Exposing students to grade-level texts of appropriate complexity lies at the heart of each module. The modules reflect the balance of informational texts (literary nonfiction in ELA classes) and literature that students are expected to read. Fulfilling the ELA standards for grades 6-12 requires much greater attention to a specific category of informational text — literary nonfiction — than has been traditionally taught. Because the ELA classroom must focus on literature (stories, drama, and poetry) as well as literary nonfiction, a great deal of informational reading in grades 6-12 must take place in other classes to meet the demands of the standards.

*Three to five short texts:* Selections would include short texts of sufficient complexity for close reading that would allow students to draw ample evidence from the texts and present their analyses in writing as well as through speaking.<sup>37</sup> Educators can create coherence within the curriculum as a

<sup>37</sup> The recommended number of texts in each module closely corresponds to the recommended percentage of different kinds of texts (literary versus informational) in the Common Core State Standards.

whole by choosing short texts to complement the extended text described below, by focusing instruction on similar standards and skills across multiple genres, and by choosing informational texts that build the background knowledge needed to read and comprehend other texts students will study. (Shorter texts could account for about three to four weeks of instruction.)

- **Literature** includes adventure stories, historical fiction, mysteries, myths, science fiction, realistic fiction, allegories, parodies, satire, drama, graphic novels, one-act and multi-act plays, narrative poems, lyrical poems, free-verse poems, sonnets, odes, ballads, and epics (Common Core State Standards, page 57).
- **Informational texts/literary nonfiction** include the subgenres of exposition, argument and functional text in the form of personal essays; speeches; opinion pieces; essays about art or literature; biographies; memoirs; journalism; and historical, scientific, technical, or economic accounts (including digital sources) written for a broad audience (Common Core State Standards, page 57).

*One extended text:* This should be an extended, full-length work of literature (such as a novel or a play) or longer literary nonfiction, depending on the focus of the module. Like the others, this text would be aligned with the complexity and range specifications of the standards. As with shorter texts, students would perform a close, analytic reading of the extended text; compare and synthesize ideas from across other related texts; conduct text-focused discussions; and produce written work aligned with the standards. (Such a study could take around two to three weeks of concentrated focus on a single text.)

### Writing to Texts

The balance of student writing at this level is **70 percent analytical** (35 percent argument and 35 percent to explain/inform) and **30 percent narrative**, with a mix of on-demand and review-and-revision writing assignments. Building student competence and confidence with technology should be part of instruction.<sup>38</sup>

*Routine writing:* Routine writing, such as short constructed-responses to text-dependent questions, builds content knowledge and provides opportunities for reflection on a specific aspect of a text or texts. Routine written responses to such text-dependent questions allow students to build sophisticated understandings of vocabulary, text structure, and content and to develop needed proficiencies in analysis.

*At least four to six analyses per module:* All analytic writing should put a premium on using evidence (RL/RI.7.1 and W.7.9), as well as on crafting works that display logical integration and coherence (W.7.4, W.7.5 and L.7.1–3). These responses can vary in length based on the questions asked and task performed, from answering brief questions to crafting multiparagraph responses, allowing teachers to assess students' ability to paraphrase, infer, and integrate the ideas they have gleaned from what they have read. Over the course of the year, analytic writing should include comparative analysis and compositions that share findings from the research project.

---

<sup>38</sup> To help curriculum developers and teachers plan, a Writing Standards Progression Chart is found at the end of this grade-level Model Content Framework. The chart traces (in side-by-side fashion) the changes to the Writing Standards between the previous and current grades.

*One or two narratives per module:* Narrative writing offers students opportunities to express personal ideas and experiences; craft their own stories and descriptions; and deepen their understandings of literary concepts, structures, and genres (e.g., short stories, anecdotes, poetry, drama) through purposeful imitation. It also provides an additional opportunity for students to reflect on what they read through imaginative writing and to practice sequencing events and ideas through narrative descriptions.

### **Research Project**

Each module includes the opportunity for students to produce one extended project that uses research to address a significant topic, problem, or issue. This entails gathering and synthesizing relevant information from several additional literary or informational texts in various media or formats on a particular topic or question drawn from one or more texts from the module. Students are expected at this stage to have performed research that assesses the accuracy of sources and uses a standard citation format to acknowledge the conclusions of others. Students can present their findings in a variety of informal and more formal argumentative or explanatory contexts, either in writing or orally. (Research aligned with the standards could take one to two weeks of instruction.)<sup>39</sup>

### **For Reading and Writing in Each Module**

In each module, students are expected to take a close look at the texts they encounter through the lenses of the following skills rooted in the standards.

*Cite evidence:* The goal of close, analytic reading is for students to be able to discern and cite evidence from the text to support assertions. In grade 7, students should cite multiple pieces of evidence when both explicitly explaining the text and making inferences based on it (RL/RI.7.1).

*Analyze content:* The content of each text should determine which standards (RL/RI.7.2–9 and SL.7.2–3) to target, allowing teachers to focus instruction and ensure that all the standards have been taught by the end of the year.

*Study and apply grammar:* While grammar is meant to be a normal, everyday part of what students do, students should be taught explicit lessons in grammar as they read, write, and speak, guided by L.7.1–3.

*Study and apply vocabulary:* To focus vocabulary instruction on words that students would be encouraged to use in writing and speaking, students should be given 5–10 Tier 2 academic words per week for each text (L.7.4–6).<sup>40</sup> Students require multiple exposures to targeted vocabulary words in authentic contexts to retain an understanding of the words’ meaning(s) and use the words effectively when writing and speaking.

*Conduct discussions:* Students should engage effectively in a range of collaborative discussions (one-on-one, small group, teacher-led), building on others’ ideas and expressing their own based on evidence. Students ask and respond to specific questions as well as acknowledge new information and modify their understanding as warranted (SL.7.1).

*Report findings:* Using appropriate eye contact, adequate volume, and clear pronunciation, students

---

<sup>39</sup> Ongoing incorporation of research for shorter tasks should also be a regular component of instruction.

<sup>40</sup> For a definition of Tier 2 words, see the introduction to the Model Content Frameworks and Appendix A, pages 33–35.

orally present claims in a logical, coherent manner with pertinent descriptions and details to accentuate main ideas or themes (SL.7.4–6).

## Writing Standards Progression from Grade 6 to Grade 7

In grade 7, students write with increasing sophistication to present the relationships between ideas and information efficiently. Students are also expected to meet the grade-specific grammar and conventions standards and retain or further develop the skills and understandings mastered in preceding grades (refer to L.7.1–3).

Specific changes in the Writing Standards from grade 6 to grade 7 are highlighted in the chart below:

Grade 6, Standard 1 (W.6.1)	Grade 7, Standard 1 (W.7.1)
<p>Write arguments to support claims with clear reasons and relevant evidence.</p> <ul style="list-style-type: none"> <li>a. Introduce claim(s) and organize the reasons and evidence clearly.</li> <li>b. Support claim(s) with clear reasons and relevant evidence, using credible sources and demonstrating an understanding of the topic or text.</li> <li>c. Use words, phrases, and clauses to clarify the relationships among claim(s) and reasons.</li> <li>d. Establish and maintain a formal style.</li> <li>e. Provide a concluding statement or section that follows from the argument presented.</li> </ul>	<p>Write arguments to support claims with clear reasons and relevant evidence.</p> <ul style="list-style-type: none"> <li>a. Introduce claim(s), <u>acknowledge alternate or opposing claims</u>, and organize the reasons and evidence <u>logically</u>.</li> <li>b. Support claim(s) with <u>logical reasoning</u> and relevant evidence, using <u>accurate</u>, credible sources and demonstrating an understanding of the topic or text.</li> <li>c. Use words, phrases, and clauses to <u>create cohesion and</u> clarify the relationships among claim(s), reasons, <u>and evidence</u>.</li> <li>d. Establish and maintain a formal style.</li> <li>e. Provide a concluding statement or section that follows from <u>and supports</u> the argument presented.</li> </ul>
Grade 6, Standard 2 (W.6.2)	Grade 7, Standard 2 (W.7.2)
<p>Write informative/explanatory texts to examine a topic and convey ideas, concepts, and information through the selection, organization, and analysis of relevant content.</p> <ul style="list-style-type: none"> <li>a. Introduce a topic; organize ideas, concepts, and information, using strategies such as definition, classification, comparison/contrast, and cause/effect; include formatting (e.g., headings), graphics (e.g., charts, tables), and multimedia when useful to aiding comprehension.</li> <li>b. Develop the topic with relevant facts, definitions, concrete details, quotations, or other information and examples.</li> </ul>	<p>Write informative/explanatory texts to examine a topic and convey ideas, concepts, and information through the selection, organization, and analysis of relevant content.</p> <ul style="list-style-type: none"> <li>a. Introduce a topic <u>clearly, previewing what is to follow</u>; organize ideas, concepts, and information, using strategies such as definition, classification, comparison/contrast, and cause/effect; include formatting (e.g., headings), graphics (e.g., charts, tables), and multimedia when useful to aiding comprehension.</li> <li>b. Develop the topic with relevant facts, definitions, concrete details, quotations, or</li> </ul>

<ul style="list-style-type: none"> <li>c. Use appropriate transitions to clarify the relationships among ideas and concepts.</li> <li>d. Use precise language and domain-specific vocabulary to inform about or explain the topic.</li> <li>e. Establish and maintain a formal style.</li> <li>f. Provide a concluding statement or section that follows from the information or explanation presented.</li> </ul>	<p>other information and examples.</p> <ul style="list-style-type: none"> <li>c. Use appropriate transitions to <b>create cohesion and</b> clarify the relationships among ideas and concepts.</li> <li>d. Use precise language and domain-specific vocabulary to inform about or explain the topic.</li> <li>e. Establish and maintain a formal style.</li> <li>f. Provide a concluding statement or section that follows from <b>and supports</b> the information or explanation presented.</li> </ul>
<p><b>Grade 6, Standard 3 (W.6.3)</b></p>	<p><b>Grade 7, Standard 3 (W.7.3)</b></p>
<p>Write narratives to develop real or imagined experiences or events using effective technique, relevant descriptive details, and well-structured event sequences.</p> <ul style="list-style-type: none"> <li>a. Engage and orient the reader by establishing a context and introducing a narrator and/or characters; organize an event sequence that unfolds naturally and logically.</li> <li>b. Use narrative techniques, such as dialogue, pacing, and description, to develop experiences, events, and/or characters.</li> <li>c. Use a variety of transition words, phrases, and clauses to convey sequence and signal shifts from one time frame or setting to another.</li> <li>d. Use precise words and phrases, relevant descriptive details, and sensory language to convey experiences and events.</li> <li>e. Provide a conclusion that follows from the narrated experiences or events.</li> </ul>	<p>Write narratives to develop real or imagined experiences or events using effective technique, relevant descriptive details, and well-structured event sequences.</p> <ul style="list-style-type: none"> <li>a. Engage and orient the reader by establishing a context <b>and point of view</b> and introducing a narrator and/or characters; organize an event sequence that unfolds naturally and logically.</li> <li>b. Use narrative techniques, such as dialogue, pacing, and description, to develop experiences, events, and/or characters.</li> <li>c. Use a variety of transition words, phrases, and clauses to convey sequence and signal shifts from one time frame or setting to another.</li> <li>d. Use precise words and phrases, relevant descriptive details, and sensory language <b>to capture the action and</b> convey experiences and events.</li> <li>e. Provide a conclusion that follows from <b>and reflects on</b> the narrated experiences or events.</li> </ul>
<p><b>Grade 6, Standard 4 (W.6.4)</b></p>	<p><b>Grade 7, Standard 4 (W.7.4)</b></p>
<p>Produce clear and coherent writing in which the development, organization, and style are appropriate to task, purpose, and audience. (Grade-specific expectations for writing types are defined in standards 1–3 above.)</p>	<p>Produce clear and coherent writing in which the development, organization, and style are appropriate to task, purpose, and audience. (Grade-specific expectations for writing types are defined in standards 1–3 above.)</p>
<p><b>Grade 6, Standard 5 (W.6.5)</b></p>	<p><b>Grade 7, Standard 5 (W.7.5)</b></p>
<p>With some guidance and support from peers and adults, develop and strengthen writing as needed</p>	<p>With some guidance and support from peers and adults, develop and strengthen writing as needed</p>



<p>by planning, revising, editing, rewriting, or trying a new approach. (Editing for conventions should demonstrate command of Language standards 1–3 up to and including grade 6 on page 52.)</p>	<p>by planning, revising, editing, rewriting, or trying a new approach, <u>focusing on how well purpose and audience have been addressed</u>. (Editing for conventions should demonstrate command of Language standards 1–3 <u>up to and including grade 7</u> on page 52.)</p>
<p><b>Grade 6, Standard 6 (W.6.6)</b></p>	<p><b>Grade 7, Standard 6 (W.7.6)</b></p>
<p>Use technology, including the Internet, to produce and publish writing as well as to interact and collaborate with others; demonstrate sufficient command of keyboarding skills to type a minimum of three pages in a single sitting.</p>	<p>Use technology, including the Internet, to produce and publish writing <u>and link to and cite sources as well as</u> to interact and collaborate with others, <u>including linking to and citing sources</u>.</p>
<p><b>Grade 6, Standard 7 (W.6.7)</b></p>	<p><b>Grade 7, Standard 7 (W.7.7)</b></p>
<p>Conduct short research projects to answer a question, drawing on several sources and refocusing the inquiry when appropriate.</p>	<p>Conduct short research projects to answer a question, drawing on several sources and <u>generating additional related, focused questions for further research and investigation</u>.</p>
<p><b>Grade 6, Standard 8 (W.6.8)</b></p>	<p><b>Grade 7, Standard 8 (W.7.8)</b></p>
<p>Gather relevant information from multiple print and digital sources; assess the credibility of each source; and quote or paraphrase the data and conclusions of others while avoiding plagiarism and providing basic bibliographic information for sources.</p>	<p>Gather relevant information from multiple print and digital sources, <u>using search terms effectively</u>; assess the credibility <u>and accuracy</u> of each source; and quote or paraphrase the data and conclusions of others while avoiding plagiarism <u>and following a standard format for citation</u>.</p>
<p><b>Grade 6, Standard 9 (W.6.9)</b></p>	<p><b>Grade 7, Standard 9 (W.7.9)</b></p>
<p>Draw evidence from literary or informational texts to support analysis, reflection, and research.</p> <ol style="list-style-type: none"> <li>Apply <i>grade 6 Reading standards</i> to literature (e.g., “Compare and contrast texts in different forms or genres [e.g., stories and poems; historical novels and fantasy stories] in terms of their approaches to similar themes and topics”).</li> <li>Apply <i>grade 6 Reading standards</i> to literary nonfiction (e.g., “Trace and evaluate the argument and specific claims in a text, distinguishing claims that are supported by reasons and evidence from claims that are not”).</li> </ol>	<p>Draw evidence from literary or informational texts to support analysis, reflection, and research.</p> <ol style="list-style-type: none"> <li>Apply <u>grade 7 Reading standards</u> to literature (e.g., “Compare and contrast <u>a fictional portrayal of a time, place, or character and a historical account of the same period as a means of understanding how authors of fiction use or alter history</u>”).</li> <li>Apply <u>grade 7 Reading standards</u> to literary nonfiction (e.g. “Trace and evaluate the argument and specific claims in a text, <u>assessing whether the reasoning is sound and the evidence is relevant and sufficient to support the claims</u>”).</li> </ol>
<p><b>Grade 6, Standard 10 (W.6.10)</b></p>	<p><b>Grade 7, Standard 10 (W.7.10)</b></p>
<p>Write routinely over extended time frames (time for research, reflection, and revision) and shorter time frames (a single sitting or a day or two) for a</p>	<p>Write routinely over extended time frames (time for research, reflection, and revision) and shorter time frames (a single sitting or a day or two) for a</p>

range of discipline-specific tasks, purposes, and audiences.	range of discipline-specific tasks, purposes, and audiences.
--	--

## Speaking and Listening Standards Progression from Grade 6 to Grade 7

In grade 7, students speak (both in formal presentations and in informal discussions) with growing maturity to convey ideas and information clearly and persuasively. Students are simultaneously developing listening skills that allow them to participate effectively and contribute to groups.

Specific changes in the Speaking and Listening Standards from grade 6 to grade 7 are highlighted in the chart below:

Grade 6, Standard 1 (SL.6.1)	Grade 7, Standard 1 (SL.7.1)
<p>Engage effectively in a range of collaborative discussions (one-on-one, in groups, and teacher-led) with diverse partners on <i>grade 6 topics, texts, and issues</i>, building on others' ideas and expressing their own clearly.</p> <ol style="list-style-type: none"> <li>Come to discussions prepared, having read or studied required material under study; explicitly draw on that preparation by referring to evidence on the topic, text, or issue to probe and reflect on ideas under discussion.</li> <li>Follow rules for collegial discussions, set specific goals and deadlines, and define individual roles as needed.</li> <li>Pose and respond to specific questions with elaboration and detail by making comments that contribute to the topic, text, or issue under discussion.</li> <li>Review the key ideas expressed and demonstrate understanding of multiple perspectives through reflection and paraphrasing.</li> </ol>	<p>Engage effectively in a range of collaborative discussions (one-on-one, in groups, and teacher-led) with diverse partners on <u>grade 7 topics, texts, and issues</u>, building on others' ideas and expressing their own clearly.</p> <ol style="list-style-type: none"> <li>Come to discussions prepared, having read or researched material under study; explicitly draw on that preparation by referring to evidence on the topic, text, or issue to probe and reflect on ideas under discussion.</li> <li>Follow rules for collegial discussions, <u>track progress toward</u> specific goals and deadlines, and define individual roles as needed.</li> <li>Pose questions <u>that elicit</u> elaboration <u>and respond to others' questions and comments with relevant observations and ideas that bring the discussion back on topic as needed.</u></li> <li><u>Acknowledge new information</u> expressed <u>by others and, when warranted, modify their own views.</u></li> </ol>
Grade 6, Standard 2 (SL.6.2)	Grade 7, Standard 2 (SL.7.2)
<p>Interpret information presented in diverse media and formats (e.g., visually, quantitatively, orally) and explain how it contributes to a topic, text, or issue under study.</p>	<p><u>Analyze the main ideas and supporting details</u> presented in diverse media and formats (e.g., visually, quantitatively, orally) and explain <u>how the ideas clarify</u> a topic, text, or issue under study.</p>
Grade 6, Standard 3 (SL.6.3)	Grade 7, Standard 3 (SL.7.3)
<p>Delineate a speaker's argument and specific claims, distinguishing claims that are supported by reasons and evidence from claims that are not.</p>	<p>Delineate a speaker's argument and specific claims, <u>evaluating the soundness</u> of the <u>reasoning and the</u></p>

	<u>relevance and sufficiency of the</u> evidence.
<b>Grade 6, Standard 4 (SL.6.4)</b>	<b>Grade 7, Standard 4 (SL.7.4)</b>
Present claims and findings, sequencing ideas logically and using pertinent descriptions, facts, and details to accentuate main ideas or themes; use appropriate eye contact, adequate volume, and clear pronunciation.	Present claims and findings, <u>emphasizing salient points in a focused, coherent manner with pertinent descriptions, facts, details, and examples;</u> use appropriate eye contact, adequate volume, and clear pronunciation.
<b>Grade 6, Standard 5 (SL.6.5)</b>	<b>Grade 7, Standard 5 (SL.7.5)</b>
Include multimedia components (e.g., graphics, images, music, sound) and visual displays in presentations to clarify information.	Include multimedia components and visual displays in presentations to clarify <u>claims and findings and emphasize salient points.</u>
<b>Grade 6, Standard 6 (SL.6.6)</b>	<b>Grade 7, Standard 6 (SL.7.6)</b>
Adapt speech to a variety of contexts and tasks, demonstrating command of formal English when indicated or appropriate. (See grade 6 Language standards 1 and 3 on page 52 for specific expectations.)	Adapt speech to a variety of contexts and tasks, demonstrating command of formal English when indicated or appropriate. (See <u>grade 7</u> Language standards 1 and 3 on page 52 for specific expectations.)

## PARCC MODEL CONTENT FRAMEWORK FOR ELA/LITERACY FOR GRADE 8

---

### Narrative Summary of ELA Standards for Grade 8

In grade 8, the Common Core State Standards call for students to grapple with high-quality, complex nonfiction texts and great works of literature (RL/RI.8.10). Starting in grade 8, the focus of informational texts begins to shift from narrative to exposition. Students who leave grade 8 know how to cite the textual evidence that most strongly supports an analysis or critique (RL/RI.8.1). Students in grade 8 are primed to question an author’s assumptions and assess the accuracy of his or her claims, and by the end of grade 8, they are adept at reading closely and uncovering evidence to use in their own writing. Students can, for instance, analyze in writing two or more texts that provide conflicting information on the same topic and identify whether the disagreement is over facts or interpretation. They can analyze how point of view can be manipulated to create specific effects such as dramatic irony and investigate how particular passages within a text connect to one another to advance the plot, reveal a character, or highlight an idea. Additional [Standards for Reading Literature](#) (RL.8.2–9) and [Standards for Reading Informational Text](#) (RI.8.2–9) offer detailed expectations for student academic performance in preparation for college and careers.

The [Speaking and Listening Standards](#) detail how students are to draw explicitly on their reading and research in discussions. They respond to questions constructively by offering up relevant evidence, observations, and ideas. By grade 8, students have developed a rich vocabulary of academic words, which they use to speak and write with more precision.

In addition, grade 8 students write with increasing sophistication, focusing on organizing ideas, concepts, and information into broader categories; choosing relevant facts well; and using varied transitions to clarify or show the relationships among elements. The [Writing Standards](#) specify that students should be able to distinguish their claims from alternate or opposing claims and use words and phrases to clarify the relationships and transitions among claim(s), counterclaims, reasons, and evidence.

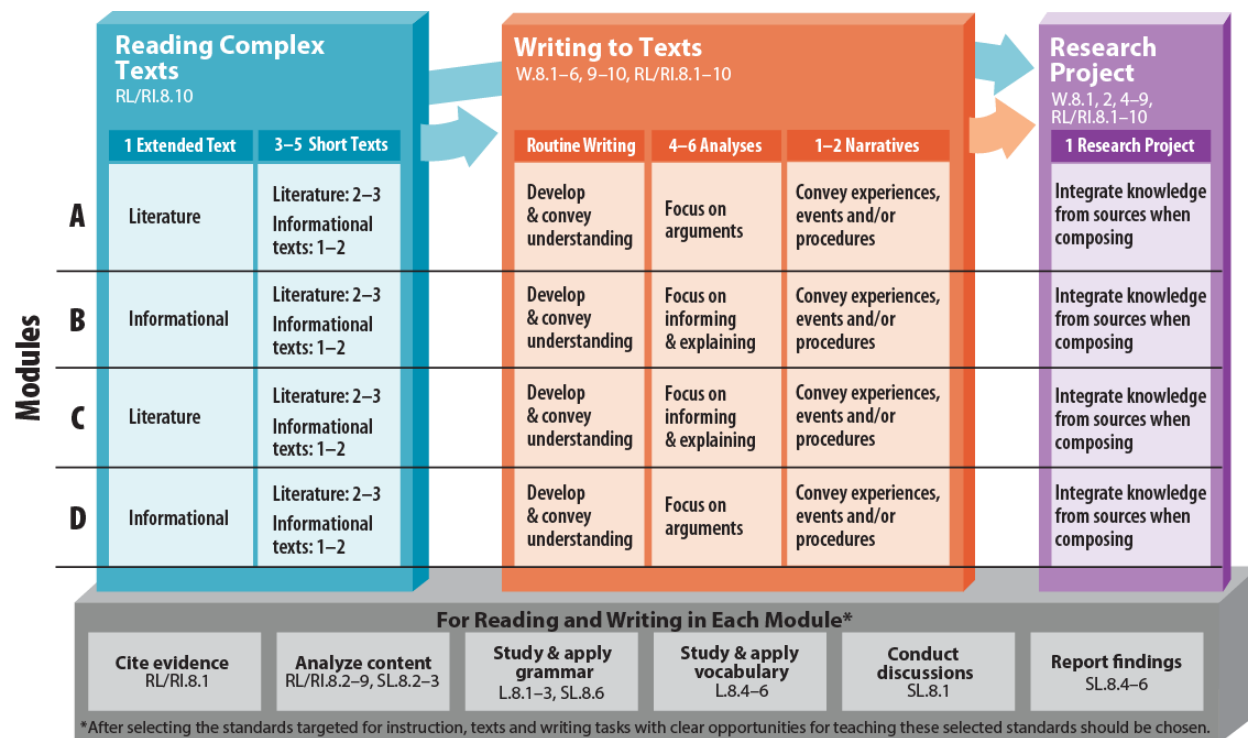
### Literacy Standards for Other Disciplines in Grades 6-8

Central to the vision for literacy embedded within the standards and the Model Content Frameworks is the idea that instruction in reading, writing, speaking, listening, and language is a *shared responsibility* within schools. All fields of study demand analysis of complex texts and strong oral and written communication skills using discipline-specific discourse. Because each discipline acquires, develops, and shares knowledge in distinct ways, educators in each field must take ownership of building robust instruction around discipline-specific literacy skills to better prepare students for college and careers. The Model Content Frameworks provide all educators with foundational ideas for incorporating disciplinary literacy skills and practice into instructional programming. Accordingly, the Model Content Frameworks require educators in all disciplines to bear some responsibility for ensuring the literacy of

the students in their classes.

## ELA Model Content Framework Chart for Grade 8

Below is a chart that organizes the standards into four quarter-length modules that include the knowledge and skills students will learn and apply over the course of the year. As noted in the introduction, these modules are offered as optional models to consider when constructing a year-long course of instruction. The chart is meant to illustrate and provide context for the standards (but not replace engaging with the standards themselves).



## Key Terms and Concepts for Grade 8 ELA Model Content Framework Chart

### Reading Complex Texts

Exposing students to grade-level texts of appropriate complexity lies at the heart of each module. The modules reflect the balance of informational texts (literary nonfiction in ELA classes) and literature that students are expected to read. Fulfilling the ELA standards for grades 6-12 requires much greater attention to a specific category of informational text — literary nonfiction — than has been traditionally taught. Because the ELA classroom must focus on literature (stories, drama, and poetry) as well as literary nonfiction, a great deal of informational reading in grades 6-12 must take place in other classes to meet the demands of the standards.

*Three to five short texts:* Selections would include short texts of sufficient complexity for close reading that would allow students to draw ample evidence from the texts and present their analyses

in writing as well as through speaking.<sup>41</sup> Educators can create coherence within the curriculum as a whole by choosing short texts to complement the extended text described below, by focusing instruction on similar standards and skills across multiple genres, and by choosing informational texts that build the background knowledge needed to read and comprehend other texts students will study. (Shorter texts could account for about three to four weeks of instruction.)

- **Literature** includes adventure stories, historical fiction, mysteries, myths, science fiction, realistic fiction, allegories, parodies, satire, drama, graphic novels, one-act and multi-act plays, narrative poems, lyrical poems, free-verse poems, sonnets, odes, ballads, and epics (Common Core State Standards, page 57).
- **Informational texts/literary nonfiction** include the subgenres of exposition, argument and functional text in the form of personal essays; speeches; opinion pieces; essays about art or literature; biographies; memoirs; journalism; and historical, scientific, technical, or economic accounts (including digital sources) written for a broad audience (Common Core State Standards, page 57).

*One extended text:* This should be an extended, full-length work of literature (such as a novel or a play) or longer literary nonfiction, depending on the focus of the module. Like the others, this text would be aligned with the complexity and range specifications of the standards. As with shorter texts, students would perform a close, analytic reading of the extended text; compare and synthesize ideas across other related texts; conduct text-focused discussions; and produce written work aligned with the standards. (Such a study could take around two to three weeks of concentrated focus on a single text.)

### Writing to Texts

The balance of student writing at this level is **70 percent analytical** (35 percent argument and 35 percent to explain/inform) and **30 percent narrative**, with a mix of on-demand and review-and-revision writing assignments. Building student competence and confidence with technology should be part of instruction.<sup>42</sup>

*Routine writing:* Routine writing, such as short constructed-responses to text-dependent questions, builds content knowledge and provides opportunities for reflection on a specific aspect of a text or texts. Routine written responses to such text-dependent questions allow students to build sophisticated understandings of vocabulary, text structure, and content and to develop needed proficiencies in analysis.

*At least four to six analyses per module:* All analytic writing should put a premium on using evidence (RL/RI.8.1 and W.8.9) as well as on crafting works that display logical integration and coherence (W.8.4, W.8.5 and L.8.1–3). These responses can vary in length based on the questions asked and task performed, from answering brief questions to crafting multiparagraph responses, allowing teachers to assess students' ability to paraphrase, infer, and integrate the ideas they have gleaned

---

<sup>41</sup> The recommended number of texts in each module closely corresponds to the recommended percentage of different kinds of texts (literary versus informational) in the CCSS.

<sup>42</sup> To help curriculum developers and teachers plan, a Writing Standards Progression Chart is found at the end of this grade-level Model Content Framework. The chart traces (in side-by-side fashion) the changes to the Writing Standards between the previous and current grades.

from what they have read. Over the course of the year, analytic writing should include comparative analysis and compositions that share findings from the research project.

*One or two narratives per module:* Narrative writing offers students opportunities to express personal ideas and experiences; craft their own stories and descriptions; and deepen their understandings of literary concepts, structures, and genres (e.g., short stories, anecdotes, poetry, drama) through purposeful imitation. It also provides an additional opportunity for students to reflect on what they read through imaginative writing and to practice sequencing events and ideas through narrative descriptions.

### Research Project

Each module includes the opportunity for students to compose one extended project that uses research to address a significant topic, problem, or issue. This task should entail integrating knowledge from several additional literary or informational texts in various media or formats on a particular topic or question drawn from one or more texts from the module. Students are expected to perform research that assesses the accuracy of sources and acknowledges the conclusions of others without plagiarizing. Students can present their findings in a variety of modes in both informal and more formal argumentative or explanatory contexts, either in writing or orally. (Research aligned with the standards could take one to two weeks of instruction.)<sup>43</sup>

### For Reading and Writing in Each Module

In each module, students are expected to take a close look at the texts they encounter through the lenses of the following skills rooted in the standards.

*Cite evidence:* The goal of close, analytic reading is for students to be able to discern and cite evidence from the text to support assertions. In grade 8, students should cite the textual evidence that most strongly supports their analysis when both explicitly explaining the text and making inferences (RL/RI.8.1).

*Analyze content:* The content of each text should determine which standards (RL/RI.8.2–9 and SL.8.2–3) to target, allowing teachers to focus instruction and ensure that all the standards have been taught by the end of the year.

*Study and apply grammar:* While grammar is meant to be a normal, everyday part of what students do, students should be taught explicit lessons in grammar as they read, write, and speak, guided by L.8.1–3.

*Study and apply vocabulary:* To focus vocabulary instruction on words that students would be encouraged to use in writing and speaking, students should be given 5–10 Tier 2 academic words per week for each text (L.8.4–6).<sup>44</sup> Students require multiple exposures to targeted vocabulary words in authentic contexts to retain an understanding of the words’ meaning(s) and use the words effectively when writing and speaking.

*Conduct discussions:* Students should engage effectively in a range of collaborative discussions (one-on-one, small group, teacher-led), building on others’ ideas and expressing their own based on

---

<sup>43</sup> Ongoing incorporation of research for shorter tasks should also be a regular component of instruction.

<sup>44</sup> For a definition of Tier 2 words, see the introduction to the Model Content Frameworks and Appendix A, pages 33–35.

evidence. Students ask and respond to specific questions as well as acknowledge new information and qualify or justify their own views in light of the evidence presented (SL.8.1).

*Report findings:* Using appropriate eye contact, adequate volume, and clear pronunciation, students orally present claims in a logical, coherent manner with valid reasoning and relevant evidence to accentuate main ideas or themes (SL.8.4–6).

## Writing Standards Progression from Grade 7 to Grade 8

In grade 8, students write with increasing sophistication to present the relationships between ideas and information efficiently. Students are also expected to meet the grade-specific grammar and conventions standards and retain or further develop the skills and understandings mastered in preceding grades (refer to L.8.1–3).

Specific changes in the Writing Standards from grade 7 to grade 8 are highlighted in the chart below:

Grade 7, Standard 1 (W.7.1)	Grade 8, Standard 1 (W.8.1)
<p>Write arguments to support claims with clear reasons and relevant evidence.</p> <ul style="list-style-type: none"> <li>a. Introduce claim(s), acknowledge alternate or opposing claims, and organize the reasons and evidence logically.</li> <li>b. Support claim(s) with logical reasoning and relevant evidence, using accurate, credible sources and demonstrating an understanding of the topic or text.</li> <li>c. Use words, phrases, and clauses to create cohesion and clarify the relationships among claim(s), reasons, and evidence.</li> <li>d. Establish and maintain a formal style.</li> <li>e. Provide a concluding statement or section that follows from and supports the argument presented.</li> </ul>	<p>Write arguments to support claims with clear reasons and relevant evidence.</p> <ul style="list-style-type: none"> <li>a. Introduce claim(s), acknowledge <b>and distinguish the claim(s) from</b> alternate or opposing claims, and organize the reasons and evidence logically.</li> <li>b. Support claim(s) with logical reasoning and relevant evidence, using accurate, credible sources and demonstrating an understanding of the topic or text.</li> <li>c. Use words, phrases, and clauses to create cohesion and clarify the relationships among claim(s), <b>counterclaims</b>, reasons, and evidence.</li> <li>d. Establish and maintain a formal style.</li> <li>e. Provide a concluding statement or section that follows from and supports the argument presented.</li> </ul>
Grade 7, Standard 2 (W.7.2)	Grade 8, Standard 2 (W.8.2)
<p>Write informative/explanatory texts to examine a topic and convey ideas, concepts, and information through the selection, organization, and analysis of relevant content.</p> <ul style="list-style-type: none"> <li>a. Introduce a topic clearly, previewing what is to follow; organize ideas, concepts, and information, using strategies such as definition, classification, comparison/contrast, and cause/effect; include</li> </ul>	<p>Write informative/explanatory texts to examine a topic and convey ideas, concepts, and information through the selection, organization, and analysis of relevant content.</p> <ul style="list-style-type: none"> <li>a. Introduce a topic clearly, previewing what is to follow; organize ideas, concepts, and information <b>into broader categories</b>; include formatting (e.g., headings), graphics (e.g., charts, tables), and multimedia when useful</li> </ul>



<p>formatting (e.g., headings), graphics (e.g., charts, tables), and multimedia when useful to aiding comprehension.</p> <p>b. Develop the topic with relevant facts, definitions, concrete details, quotations, or other information and examples.</p> <p>c. Use appropriate transitions to create cohesion and clarify the relationships among ideas and concepts.</p> <p>d. Use precise language and domain-specific vocabulary to inform about or explain the topic.</p> <p>e. Establish and maintain a formal style.</p> <p>f. Provide a concluding statement or section that follows from and supports the information or explanation presented.</p>	<p>to aiding comprehension.</p> <p>b. Develop the topic with relevant, <u>well-chosen</u> facts, definitions, concrete details, quotations, or other information and examples.</p> <p>c. Use appropriate <u>and varied</u> transitions to create cohesion and clarify the relationships among ideas and concepts.</p> <p>d. Use precise language and domain-specific vocabulary to inform about or explain the topic.</p> <p>e. Establish and maintain a formal style.</p> <p>f. Provide a concluding statement or section that follows from and supports the information or explanation presented.</p>
<p><b>Grade 7, Standard 3 (W.7.3)</b></p>	<p><b>Grade 8, Standard 3 (W.8.3)</b></p>
<p>Write narratives to develop real or imagined experiences or events using effective technique, relevant descriptive details, and well-structured event sequences.</p> <p>a. Engage and orient the reader by establishing a context and point of view and introducing a narrator and/or characters; organize an event sequence that unfolds naturally and logically.</p> <p>b. Use narrative techniques, such as dialogue, pacing, and description, to develop experiences, events, and/or characters.</p> <p>c. Use a variety of transition words, phrases, and clauses to convey sequence and signal shifts from one time frame or setting to another.</p> <p>d. Use precise words and phrases, relevant descriptive details, and sensory language to capture the action and convey experiences and events.</p> <p>e. Provide a conclusion that follows from and reflects on the narrated experiences or events.</p>	<p>Write narratives to develop real or imagined experiences or events using effective technique, relevant descriptive details, and well-structured event sequences.</p> <p>a. Engage and orient the reader by establishing a context and point of view and introducing a narrator and/or characters; organize an event sequence that unfolds naturally and logically.</p> <p>b. Use narrative techniques, such as dialogue, pacing, description, <u>and reflection</u>, to develop experiences, events, and/or characters.</p> <p>c. Use a variety of transition words, phrases, and clauses to convey sequence, signal shifts from one time frame or setting to another, <u>and show the relationships among experiences and events</u>.</p> <p>d. Use precise words and phrases, relevant descriptive details, and sensory language to capture the action and convey experiences and events.</p> <p>e. Provide a conclusion that follows from and reflects on the narrated experiences or events.</p>
<p><b>Grade 7, Standard 4 (W.7.4)</b></p>	<p><b>Grade 8, Standard 4 (W.8.4)</b></p>
<p>Produce clear and coherent writing in which the</p>	<p>Produce clear and coherent writing in which the</p>

development, organization, and style are appropriate to task, purpose, and audience. (Grade-specific expectations for writing types are defined in standards 1–3 above.)	development, organization, and style are appropriate to task, purpose, and audience. (Grade-specific expectations for writing types are defined in standards 1–3 above.)
<b>Grade 7, Standard 5 (W.7.5)</b>	<b>Grade 8, Standard 5 (W.8.5)</b>
With some guidance and support from peers and adults, develop and strengthen writing as needed by planning, revising, editing, rewriting, or trying a new approach, focusing on how well purpose and audience have been addressed. (Editing for conventions should demonstrate command of Language standards 1–3 up to and including grade 7 on page 52.)	With some guidance and support from peers and adults, develop and strengthen writing as needed by planning, revising, editing, rewriting, or trying a new approach, focusing on how well purpose and audience have been addressed. (Editing for conventions should demonstrate command of Language standards 1–3 <u>up to and including grade 8</u> on page 52.)
<b>Grade 7, Standard 6 (W.7.6)</b>	<b>Grade 8, Standard 6 (W.8.6)</b>
Use technology, including the Internet, to produce and publish writing and link to and cite sources as well as to interact and collaborate with others, including linking to and citing sources.	Use technology, including the Internet, to produce and publish writing <u>and present the relationships between information and ideas efficiently</u> as well as to interact and collaborate with others.
<b>Grade 7, Standard 7 (W.7.7)</b>	<b>Grade 8, Standard 7 (W.8.7)</b>
Conduct short research projects to answer a question, drawing on several sources and generating additional related, focused questions for further research and investigation.	Conduct short research projects to answer a question ( <u>including a self-generated question</u> ), drawing on several sources and generating additional related, focused questions that allow for <u>multiple avenues of exploration</u> .
<b>Grade 7, Standard 8 (W.7.8)</b>	<b>Grade 8, Standard 8 (W.8.8)</b>
Gather relevant information from multiple print and digital sources, using search terms effectively; assess the credibility and accuracy of each source; and quote or paraphrase the data and conclusions of others while avoiding plagiarism and following a standard format for citation.	Gather relevant information from multiple print and digital sources, using search terms effectively; assess the credibility and accuracy of each source; and quote or paraphrase the data and conclusions of others while avoiding plagiarism and following a standard format for citation.
<b>Grade 7, Standard 9 (W.7.9)</b>	<b>Grade 8, Standard 9 (W.8.9)</b>
Draw evidence from literary or informational texts to support analysis, reflection, and research. <ul style="list-style-type: none"> <li>a. Apply <i>grade 7 Reading standards</i> to literature (e.g., “Compare and contrast a fictional portrayal of a time, place, or character and a historical account of the same period as a means of understanding how authors of fiction use or alter history”).</li> <li>b. Apply <i>grade 7 Reading standards</i> to literary nonfiction (e.g. “Trace and evaluate the argument and specific claims in a text,</li> </ul>	Draw evidence from literary or informational texts to support analysis, reflection, and research. <ul style="list-style-type: none"> <li>a. Apply <u>grade 8 Reading standards</u> to literature (e.g., <u>“Analyze how a modern work of fiction draws on themes, patterns of events, or character types from myths, traditional stories, or religious works such as the Bible, including describing how the material is rendered new”</u>).</li> <li>b. Apply <u>grade 8 Reading standards</u> to literary nonfiction (e.g., <u>“Delineate</u> and evaluate the</li> </ul>

<p>assessing whether the reasoning is sound and the evidence is relevant and sufficient to support the claims”).</p>	<p>argument and specific claims in a text, assessing whether the reasoning is sound and the evidence is relevant and sufficient; <u>recognize when irrelevant evidence is introduced</u>”).</p>
<p><b>Grade 7, Standard 10 (W.7.10)</b></p>	<p><b>Grade 8, Standard 10 (W.8.10)</b></p>
<p>Write routinely over extended time frames (time for research, reflection, and revision) and shorter time frames (a single sitting or a day or two) for a range of discipline-specific tasks, purposes, and audiences.</p>	<p>Write routinely over extended time frames (time for research, reflection, and revision) and shorter time frames (a single sitting or a day or two) for a range of discipline-specific tasks, purposes, and audiences.</p>

## Speaking and Listening Standards Progression from Grade 7 to Grade 8

In grade 8, students speak (both in formal presentations and in informal discussions) with growing maturity to convey ideas and information clearly and persuasively. Students are simultaneously developing listening skills that allow them to participate effectively and contribute to groups.

Specific changes in the Speaking and Listening Standards from grade 7 to grade 8 are highlighted in the chart below:

<p><b>Grade 7, Standard 1 (SL.7.1)</b></p>	<p><b>Grade 8, Standard 1 (SL.8.1)</b></p>
<p>Engage effectively in a range of collaborative discussions (one-on-one, in groups, and teacher-led) with diverse partners on <i>grade 7 topics, texts, and issues</i>, building on others’ ideas and expressing their own clearly.</p> <ol style="list-style-type: none"> <li>Come to discussions prepared, having read or researched material under study; explicitly draw on that preparation by referring to evidence on the topic, text, or issue to probe and reflect on ideas under discussion.</li> <li>Follow rules for collegial discussions, track progress toward specific goals and deadlines, and define individual roles as needed.</li> <li>Pose questions that elicit elaboration and respond to others’ questions and comments with relevant observations and ideas that bring the discussion back on topic as needed.</li> <li>Acknowledge new information expressed by others and, when warranted, modify their</li> </ol>	<p>Engage effectively in a range of collaborative discussions (one-on-one, in groups, and teacher-led) with diverse partners on <u>grade 8 topics, texts, and issues</u>, building on others’ ideas and expressing their own clearly.</p> <ol style="list-style-type: none"> <li>Come to discussions prepared, having read or researched material under study; explicitly draw on that preparation by referring to evidence on the topic, text, or issue to probe and reflect on ideas under discussion.</li> <li>Follow rules for collegial discussions <u>and decision-making</u>, track progress toward specific goals and deadlines, and define individual roles as needed.</li> <li>Pose questions <u>that connect the ideas of several speakers</u> and respond to others’ questions and comments with relevant <u>evidence</u>, observations, and ideas.</li> <li>Acknowledge new information expressed by others, and, when warranted, <u>qualify or justify</u> their own views <u>in light of the evidence presented</u>.</li> </ol>

own views.	
<b>Grade 7, Standard 2 (SL.7.2)</b>	<b>Grade 8, Standard 2 (SL.8.2)</b>
Analyze the main ideas and supporting details presented in diverse media and formats (e.g., visually, quantitatively, orally) and explain how the ideas clarify a topic, text, or issue under study.	Analyze <u>the purpose of information</u> presented in diverse media and formats (e.g., visually, quantitatively, orally) and <u>evaluate the motives (e.g., social, commercial, political) behind its presentation.</u>
<b>Grade 7, Standard 3 (SL.7.3)</b>	<b>Grade 8, Standard 3 (SL.8.3)</b>
Delineate a speaker’s argument and specific claims, evaluating the soundness of the reasoning and the relevance and sufficiency of the evidence.	Delineate a speaker’s argument and specific claims, evaluating the soundness of the reasoning and relevance and sufficiency of the evidence <u>and identifying when irrelevant evidence is introduced.</u>
<b>Grade 7, Standard 4 (SL.7.4)</b>	<b>Grade 8, Standard 4 (SL.8.4)</b>
Present claims and findings, emphasizing salient points in a focused, coherent manner with pertinent descriptions, facts, details, and examples; use appropriate eye contact, adequate volume, and clear pronunciation.	Present claims and findings, emphasizing salient points in a focused, coherent manner <u>with relevant evidence, sound valid reasoning, and well-chosen</u> details; use appropriate eye contact, adequate volume, and clear pronunciation.
<b>Grade 7, Standard 5 (SL.7.5)</b>	<b>Grade 8, Standard 5 (SL.8.5)</b>
Include multimedia components and visual displays in presentations to clarify claims and findings and emphasize salient points.	Integrate multimedia and visual displays into presentations to clarify <u>information, strengthen claims and evidence, and add interest.</u>
<b>Grade 7, Standard 6 (SL.7.6)</b>	<b>Grade 8, Standard 6 (SL.8.6)</b>
Adapt speech to a variety of contexts and tasks, demonstrating command of formal English when indicated or appropriate. (See grade 7 Language standards 1 and 3 on page 52 for specific expectations.)	Adapt speech to a variety of contexts and tasks, demonstrating command of formal English when indicated or appropriate. (See <u>grade 8</u> Language standards 1 and 3 on page 52 for specific expectations.)

## PARCC MODEL CONTENT FRAMEWORK FOR ELA/LITERACY FOR GRADE 9

---

### Narrative Summary of ELA Standards for Grade 9

In grade 9, the Common Core State Standards challenge students to investigate a wide range of literary genres as well as delve deeply into substantive, complex expository works of nonfiction (RL/RI.9.10) such that they can “read like a detective” and uncover critical clues for building analyses of texts (RL/RI.9.1). Entering high school, students become increasingly aware of the choices authors make and how writers emphasize particular examples or details and stitch them together into a coherent whole. At this stage of their academic careers, students provide objective summaries that incorporate both inferences drawn from the text and citations extracted directly from what they have read. Students study the seminal foundational documents of the United States as well as grasp differing perspectives and points of view embedded in works of world literature. Additional [Standards for Reading Literature](#) (RL.9.2–9) and [Standards for Reading Informational Text](#) (RI.9.2–9) offer detailed expectations for student academic performance in preparation for college and careers.

Students in grade 9 emerge with an understanding of the importance of employing academic English in their prose and can differentiate among different modes of speech or language when speaking or crafting prose. The [Standards in Speaking and Listening](#) offer details regarding how students can constructively join in conversations and participate in groups to share their insights and ideas both orally and in writing.

The grade 9 [Writing Standards](#) specify that students should express themselves in multiple writing formats, from investigative reports and literary analyses to summations and research papers. With regard to research, students in the beginning years of high school should conduct several research projects, using more complex materials and specialized sources than they did in elementary and middle school. Across all writing formats, students are able to develop a central idea; maintain a coherent focus in their writing; and elaborate the points they make with well-documented and relevant examples, facts, and details. Through writing and conversation, students internalize the expectations of academic written and spoken English and resolve issues regarding usage by consulting style guides.

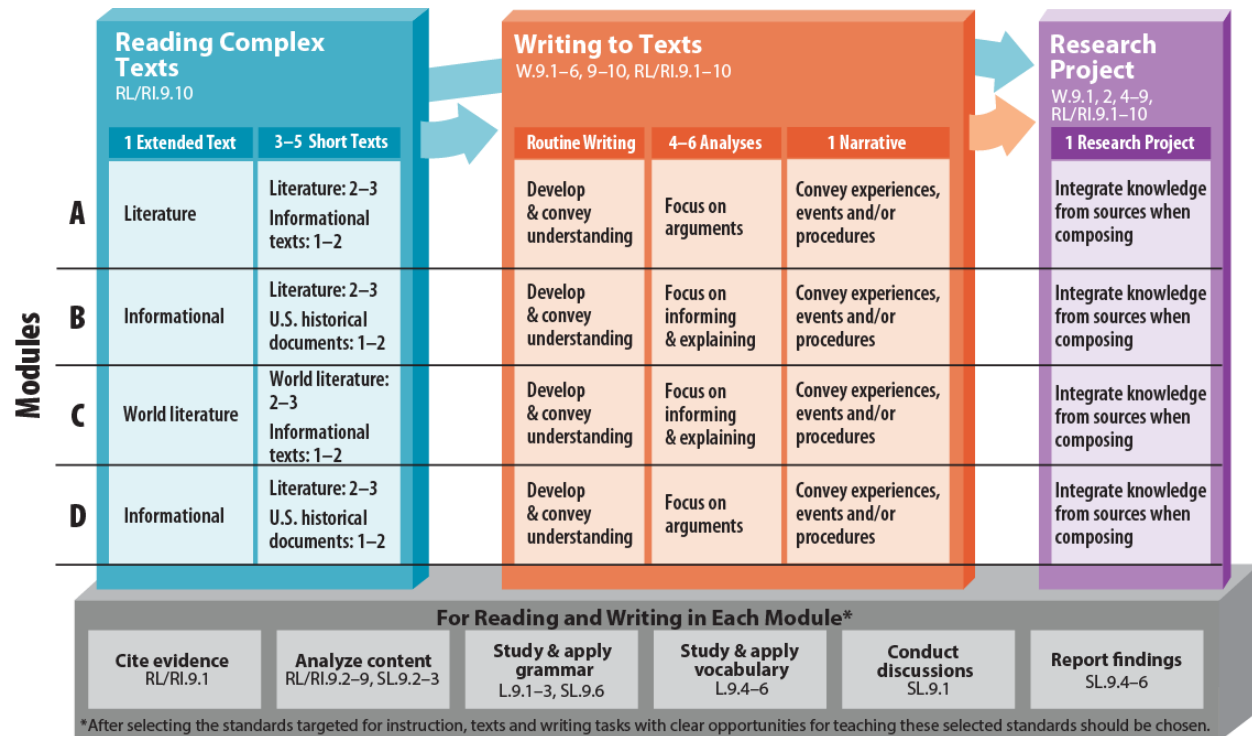
### Literacy Standards for Other Disciplines in Grades 9-10

Central to the vision for literacy embedded within the standards and the Model Content Frameworks is the idea that instruction in reading, writing, speaking, listening, and language is a *shared responsibility* within schools. All fields of study demand analysis of complex texts and strong oral and written communication skills using discipline-specific discourse. Because each discipline acquires, develops, and shares knowledge in distinct ways, educators in each field must take ownership of building robust instruction around discipline-specific literacy skills to better prepare students for college and careers. The Model Content Frameworks provide all educators with foundational ideas for incorporating disciplinary literacy skills and practice into their instructional programming. Accordingly, the Model Content Frameworks require educators in all disciplines to bear some responsibility for ensuring the

literacy of the students in their classes.

## ELA Model Content Framework Chart for Grade 9

Below is a chart that organizes the standards into four quarter-length modules that include the knowledge and skills students will learn and apply over the course of the year. As noted in the introduction, these modules are offered as optional models to consider when constructing a year-long course of instruction. The chart is meant to illustrate and provide context for the standards (but not replace engaging with the standards themselves).



## Key Terms and Concepts for Grade 9 ELA Model Content Framework Chart

### Reading Complex Texts

Exposing students to grade-level texts of appropriate complexity lies at the heart of each module. The modules reflect the balance of informational texts (literary nonfiction in ELA classes) and literature that students are expected to read. Fulfilling the ELA standards for grades 6-12 requires much greater attention to a specific category of informational text — literary nonfiction — than has been traditionally taught. Because the ELA classroom must focus on literature (stories, drama, and poetry) as well as literary nonfiction, a great deal of informational reading in grades 6-12 must take place in other classes to meet the demands of the standards.

*Three to five short texts:* Selections would include short texts of sufficient complexity for close reading (with emphasis in two modules on reading U.S. historical documents) that would allow students to draw ample evidence from the texts and present their analyses in writing as well as

through speaking.<sup>45</sup> Educators can create coherence within the curriculum as a whole by choosing short texts to complement the extended text described below, by focusing instruction on similar standards and skills across multiple genres, and by choosing informational texts that build the background knowledge needed to read and comprehend other texts students will study. (Shorter texts could account for about three to four weeks of instruction.)

- **Literature** includes adventure stories, historical fiction, mysteries, myths, science fiction, realistic fiction, allegories, parodies, satire, drama, graphic novels, one-act and multi-act plays, narrative poems, lyrical poems, free-verse poems, sonnets, odes, ballads, and epics (Common Core State Standards, page 57).
- **Informational texts/literary nonfiction** include the subgenres of exposition, argument and functional text in the form of personal essays; speeches; opinion pieces; essays about art or literature; biographies; memoirs; journalism; and historical, scientific, technical, or economic accounts (including digital sources) written for a broad audience (Common Core State Standards, page 57).

*One extended text:* This should be an extended, full-length work of literature (such as a novel or a play) or longer literary nonfiction, depending on the focus of the module. Like the others, this text would be aligned with the complexity and range specifications of the standards. As with shorter texts, students would perform a close, analytic reading of the extended text; compare and synthesize ideas across other related texts; conduct text-focused discussions; and produce written work aligned with the standards. (Such a study could take around two to three weeks of concentrated focus on a single text.)

### Writing to Texts

The balance of student writing at this level is **80 percent analytical** (40 percent argument and 40 percent to explain/inform) and **20 percent narrative**, with a mix of on-demand and review-and-revision writing assignments. Building student competence and confidence with technology should be part of instruction.<sup>46</sup>

*Routine writing:* Routine writing, such as short constructed-responses to text-dependent questions, builds content knowledge and provides opportunities for reflection on a specific aspect of a text or texts. Routine written responses to such text-dependent questions allow students to build sophisticated understandings of vocabulary, text structure, and content and to develop needed proficiencies in analysis.

*At least four to six analyses per module:* All analytic writing should put a premium on using evidence (RL/RI.9.1 and W.9.9) as well as on crafting works that display a high degree of logical integration and coherence (W.9.4, W.9.5, and L.9.1–3). These responses can vary in length based on the questions asked and task performed, from answering brief questions to crafting multiparagraph responses, allowing teachers to assess students' ability to paraphrase, infer, and integrate the ideas

---

<sup>45</sup> The recommended number of texts in each module closely corresponds to the recommended percentage of different kinds of texts (literary versus informational) in the Common Core State Standards.

<sup>46</sup> To help curriculum developers and teachers plan, a Writing Standards Progression Chart is found at the end of this grade-level Model Content Framework. The chart traces (in side-by-side fashion) the changes to the Writing Standards between the previous and current grades.

they have gleaned from what they have read. Over the course of the year, analytic writing should include comparative analysis and compositions that share findings from the research project. .

*One narrative per module:* Narrative writing offers students opportunities to express personal ideas and experiences; craft their own stories and descriptions; and deepen their understandings of literary concepts, structures, and genres (e.g., short stories, anecdotes, poetry, drama) through purposeful imitation. It also provides an additional opportunity for students to reflect on what they read through imaginative writing and to practice sequencing events and ideas through narrative descriptions.

### **Research Project**

Each module includes the opportunity for students to produce one extended project that uses research to address a significant topic, problem, or issue. This task should entail integrating knowledge from several additional literary or informational texts in various media or formats on a particular topic or question drawn from one or more texts from the module. Students are expected to assess the usefulness of each source, refocus their research during the process when appropriate and integrate the information gathered in a manner that maintains the flow of ideas. Students can present their findings in a variety of modes in informal and more formal argumentative or explanatory contexts, either in writing or orally. (Research aligned with the standards could take one to two weeks of instruction.)<sup>47</sup>

### **For Reading and Writing in Each Module**

In each module, students are expected to take a close look at the texts they encounter through the lenses of the following skills rooted in the standards.

*Cite evidence:* The goal of close, analytic reading is for students to be able to discern and cite evidence from the text to support their assertions. In grade 9, students should cite the textual evidence that most strongly supports their analysis when both explicitly explaining the text and making inferences (RL/RI.9.1).

*Analyze content:* The content of each text should determine which standards (RL/RI.9.2–9 and SL.9.2–3) to target, allowing teachers to focus instruction and ensure that all the standards have been taught by the end of the year.

*Study and apply grammar:* While grammar is meant to be a normal, everyday part of what students do, students should be taught explicit lessons in grammar as they read, write, and speak, guided by L.9.1–3.

*Study and apply vocabulary:* To focus vocabulary instruction on words that students would be encouraged to use in writing and speaking, students should be given 5–10 Tier 2 academic words per week for each text (L.9.4–6).<sup>48</sup> Students require multiple exposures to targeted vocabulary words in authentic contexts to retain an understanding of the words’ meaning(s) and use the words effectively when writing and speaking.

*Conduct discussions:* Students should initiate and engage in a range of collaborative discussions (one-on-one, small group, teacher-led), building on others’ ideas and clearly expressing their own based on evidence. They should relate the current discussion to broader themes or larger ideas,

---

<sup>47</sup> Ongoing incorporation of research for shorter tasks should also be a regular component of instruction.

<sup>48</sup> For a definition of Tier 2 words, see the introduction to the Model Content Frameworks and Appendix A, pages 33–35.



respond thoughtfully to diverse perspectives to ensure a hearing for a full range of positions on an issue, verify or challenge ideas, and resolve contradictions when possible (SL.9.1).

*Report findings:* Students should orally present claims and supporting evidence clearly, concisely, and logically while ensuring that the development, substance, and style are appropriate to purpose, audience, and task (SL.9.4–6).

## Writing Standards Progression from Grade 8 to Grades 9-10

In grades 9 and 10, students write with increasing sophistication to present the relationships between ideas and information efficiently. Additionally, students are expected to meet the grade-specific grammar and conventions standards and retain or further develop the skills and understandings mastered in preceding grades (refer to L.9–10.1–3).

Specific changes in the Writing Standards from grade 8 to grades 9-10 are highlighted in the chart below:

Grade 8, Standard 1 (W.8.1)	Grades 9-10, Standard 1 (W.9–10.1)
<p>Write arguments to support claims with clear reasons and relevant evidence.</p> <ol style="list-style-type: none"> <li>Introduce claim(s), acknowledge and distinguish the claim(s) from alternate or opposing claims, and organize the reasons and evidence logically.</li> <li>Support claim(s) with logical reasoning and relevant evidence, using accurate, credible sources and demonstrating an understanding of the topic or text.</li> <li>Use words, phrases, and clauses to create cohesion and clarify the relationships among claim(s), counterclaims, reasons, and evidence.</li> <li>Establish and maintain a formal style.</li> <li>Provide a concluding statement or section that follows from and supports the argument presented.</li> </ol>	<p>Write arguments to support claims <u>in an analysis of substantive topics or texts, using valid reasoning</u> and relevant and <u>sufficient</u> evidence.</p> <ol style="list-style-type: none"> <li>Introduce <u>precise</u> claim(s), distinguish the claim(s) from alternate or opposing claims, and <u>create an organization that establishes clear relationships among claim(s), counterclaims, reasons, and evidence.</u></li> <li><u>Develop</u> claim(s) <u>and counterclaims fairly, supplying evidence for each while pointing out the strengths and limitations of both in a manner that anticipates the audience’s knowledge level and concerns.</u></li> <li>Use words, phrases, and clauses <u>to link the major sections of the text</u>, create cohesion, and clarify the relationships <u>between claim(s) and reasons, between reasons and evidence, and between claim(s) and counterclaims.</u></li> <li>Establish and maintain a formal style <u>and objective tone while attending to the norms and conventions of the discipline in which they are writing.</u></li> <li>Provide a concluding statement or section that follows from and supports the argument presented.</li> </ol>
Grade 8, Standard 2 (W.8.2)	Grades 9-10, Standard 2 (W.9–10.2)
<p>Write informative/explanatory texts to examine a topic and convey ideas, concepts, and information</p>	<p>Write informative/explanatory texts to examine and convey <u>complex</u> ideas, concepts, and</p>

<p>through the selection, organization, and analysis of relevant content.</p> <ol style="list-style-type: none"> <li>Introduce a topic clearly, previewing what is to follow; organize ideas, concepts, and information into broader categories; include formatting (e.g., headings), graphics (e.g., charts, tables), and multimedia when useful to aiding comprehension.</li> <li>Develop the topic with relevant, well-chosen facts, definitions, concrete details, quotations, or other information and examples.</li> <li>Use appropriate and varied transitions to create cohesion and clarify the relationships among ideas and concepts.</li> <li>Use precise language and domain-specific vocabulary to inform about or explain the topic.</li> <li>Establish and maintain a formal style.</li> <li>Provide a concluding statement or section that follows from and supports the information or explanation presented.</li> </ol>	<p>information <u>clearly and accurately</u> through the <u>effective</u> selection, organization, and analysis of content.</p> <ol style="list-style-type: none"> <li>Introduce a topic; organize <u>complex</u> ideas, concepts, and information <u>to make important connections and distinctions</u>; include formatting (e.g., headings), graphics (e.g., <u>figures</u>, tables), and multimedia when useful to aiding comprehension.</li> <li>Develop the topic with well-chosen, relevant, <u>and sufficient</u> facts, <u>extended</u> definitions, concrete details, quotations, or other information and examples <u>appropriate to the audience’s knowledge of the topic</u>.</li> <li>Use appropriate and varied transitions to <u>link the major sections of the text</u>, create cohesion, and clarify the relationships among <u>complex</u> ideas and concepts.</li> <li>Use precise language and domain-specific vocabulary to <u>manage the complexity of</u> the topic.</li> <li>Establish and maintain a formal style <u>and objective tone while attending to the norms and conventions of the discipline in which they are writing</u>.</li> <li>Provide a concluding statement or section that follows from and supports the information or explanation presented (<u>e.g., articulating implications or the significance of the topic</u>).</li> </ol>
<p><b>Grade 8, Standard 3 (W.8.3)</b></p>	<p><b>Grades 9-10, Standard 3 (W.9–10.3)</b></p>
<p>Write narratives to develop real or imagined experiences or events using effective technique, relevant descriptive details, and well-structured event sequences.</p> <ol style="list-style-type: none"> <li>Engage and orient the reader by establishing a context and point of view and introducing a narrator and/or characters; organize an event sequence that unfolds naturally and logically.</li> <li>Use narrative techniques, such as dialogue, pacing, description, and reflection, to develop experiences, events, and/or characters.</li> <li>Use a variety of transition words, phrases,</li> </ol>	<p>Write narratives to develop real or imagined experiences or events using effective technique, <u>well-chosen</u> details, and well-structured event sequences.</p> <ol style="list-style-type: none"> <li>Engage and orient the reader by <u>setting out a problem, situation, or observation, establishing one or multiple point(s) of view,</u> and introducing a narrator and/or characters; <u>create a smooth progression of experiences or events</u>.</li> <li>Use narrative techniques, such as dialogue, pacing, description, reflection, <u>and multiple plot lines</u>, to develop experiences, events, and/or characters.</li> </ol>

<p>and clauses to convey sequence, signal shifts from one time frame or setting to another, and show the relationships among experiences and events.</p> <p>d. Use precise words and phrases, relevant descriptive details, and sensory language to capture the action and convey experiences and events.</p> <p>e. Provide a conclusion that follows from and reflects on the narrated experiences or events.</p>	<p>c. Use a variety of <u>techniques to sequence events so that they build on one another to create a coherent whole</u>.</p> <p>d. Use precise words and phrases, <u>telling details</u>, and sensory language to <u>convey a vivid picture of the</u> experiences, events, <u>setting, and/or characters</u>.</p> <p>e. Provide a conclusion that follows from and reflects on <u>what is experienced, observed, or resolved over the course of the narrative</u>.</p>
<p><b>Grade 8, Standard 4 (W.8.4)</b></p>	<p><b>Grades 9-10, Standard 4 (W.9-10.4)</b></p>
<p>Produce clear and coherent writing in which the development, organization, and style are appropriate to task, purpose, and audience. (Grade-specific expectations for writing types are defined in standards 1–3 above.)</p>	<p>Produce clear and coherent writing in which the development, organization, and style are appropriate to task, purpose, and audience. (Grade-specific expectations for writing types are defined in standards 1–3 above.)</p>
<p><b>Grade 8, Standard 5 (W.8.5)</b></p>	<p><b>Grades 9-10, Standard 5 (W.9-10.5)</b></p>
<p>With some guidance and support from peers and adults, develop and strengthen writing as needed by planning, revising, editing, rewriting, or trying a new approach, focusing on how well purpose and audience have been addressed. (Editing for conventions should demonstrate command of Language standards 1–3 up to and including grade 8 on page 52.)</p>	<p>Develop and strengthen writing as needed by planning, revising, editing, rewriting, or trying a new approach, focusing on <u>addressing what is most significant for a specific purpose and audience</u>. (Editing for conventions should demonstrate command of Language standards 1–3 <u>up to and including grades 9–10 on page 54</u>.)</p>
<p><b>Grade 8, Standard 6 (W.8.6)</b></p>	<p><b>Grades 9-10, Standard 6 (W.9-10.6)</b></p>
<p>Use technology, including the Internet, to produce and publish writing and present the relationships between information and ideas efficiently as well as to interact and collaborate with others.</p>	<p>Use technology, including the Internet, to produce, publish, <u>and update individual or shared writing products, taking advantage of technology’s capacity to link to other information and to display information flexibly and dynamically</u>.</p>
<p><b>Grade 8, Standard 7 (W.8.7)</b></p>	<p><b>Grades 9-10, Standard 7 (W.9-10.7)</b></p>
<p>Conduct short research projects to answer a question (including a self-generated question), drawing on several sources and generating additional related, focused questions that allow for multiple avenues of exploration.</p>	<p>Conduct short <u>as well as more sustained</u> research projects to answer a question (including a self-generated question) <u>or solve a problem; narrow or broaden the inquiry when appropriate; synthesize multiple sources on the subject, demonstrating understanding of the subject under investigation</u>.</p>
<p><b>Grade 8, Standard 8 (W.8.8)</b></p>	<p><b>Grades 9-10, Standard 8 (W.9-10.8)</b></p>
<p>Gather relevant information from multiple print and digital sources, using search terms effectively; assess the credibility and accuracy of each source;</p>	<p>Gather relevant information from multiple <u>authoritative</u> print and digital sources, using <u>advanced searches</u> effectively; assess the</p>

and quote or paraphrase the data and conclusions of others while avoiding plagiarism and following a standard format for citation.	<u>usefulness</u> of each source <u>in answering the research question; integrate information into the text selectively to maintain the flow of ideas,</u> avoiding plagiarism and following a standard format for citation.
<b>Grade 8, Standard 9 (W.8.9)</b>	<b>Grades 9-10, Standard 9 (W.9-10.9)</b>
Draw evidence from literary or informational texts to support analysis, reflection, and research. <ul style="list-style-type: none"> <li>a. Apply <i>grade 8 Reading standards</i> to literature (e.g., “Analyze how a modern work of fiction draws on themes, patterns of events, or character types from myths, traditional stories, or religious works such as the Bible, including describing how the material is rendered new”).</li> <li>b. Apply <i>grade 8 Reading standards</i> to literary nonfiction (e.g., “Delineate and evaluate the argument and specific claims in a text, assessing whether the reasoning is sound and the evidence is relevant and sufficient; recognize when irrelevant evidence is introduced”).</li> </ul>	Draw evidence from literary or informational texts to support analysis, reflection, and research. <ul style="list-style-type: none"> <li>a. Apply <u>grades 9-10 Reading standards</u> to literature (e.g., “Analyze how <u>an author</u> draws on <u>and transforms source material in a specific work [e.g., how Shakespeare treats a theme or topic from Ovid or the Bible or how a later author draws on a play by Shakespeare]</u>”).</li> <li>b. Apply <u>grades 9-10 Reading standards</u> to literary nonfiction (e.g., “Delineate and evaluate the argument and specific claims in a text, assessing whether the reasoning is <u>valid</u> and the evidence is relevant and sufficient; <u>identify false statements and fallacious reasoning</u>”).</li> </ul>
<b>Grade 8, Standard 10 (W.8.10)</b>	<b>Grades 9-10, Standard 10 (W.9-10.10)</b>
Write routinely over extended time frames (time for research, reflection, and revision) and shorter time frames (a single sitting or a day or two) for a range of discipline-specific tasks, purposes, and audiences.	Write routinely over extended time frames (time for research, reflection, and revision) and shorter time frames (a single sitting or a day or two) for a range of tasks, purposes, and audiences.

## Speaking and Listening Standards Progression from Grade 8 to Grades 9-10

In grades 9 and 10, students speak (both in formal presentations and in informal discussions) with growing maturity to convey ideas and information both clearly and persuasively. Students are simultaneously developing listening skills that allow them to participate effectively and contribute to groups.

Specific changes in the Speaking and Listening Standards from grade 8 to grades 9-10 are highlighted in the chart below:

<b>Grade 8, Standard 1 (SL.8.1)</b>	<b>Grades 9-10, Standard 1 (SL.9-10.1)</b>
Engage effectively in a range of collaborative discussions (one-on-one, in groups, and teacher-led) with diverse partners on <i>grade 8 topics, texts, and issues</i> , building on others’ ideas and	<u>Initiate and participate</u> effectively in a range of collaborative discussions (one-on-one, in groups, and teacher-led) with diverse partners on <u>grades 9-10 topics, texts, and issues</u> , building on others’

<p>expressing their own clearly.</p> <ol style="list-style-type: none"> <li>Come to discussions prepared, having read or researched material under study; explicitly draw on that preparation by referring to evidence on the topic, text, or issue to probe and reflect on ideas under discussion.</li> <li>Follow rules for collegial discussions and decision-making, track progress toward specific goals and deadlines, and define individual roles as needed.</li> <li>Pose questions that connect the ideas of several speakers and respond to others' questions and comments with relevant evidence, observations, and ideas.</li> <li>Acknowledge new information expressed by others, and, when warranted, qualify or justify their own views in light of the evidence presented.</li> </ol>	<p>ideas and expressing their own clearly <u>and persuasively</u>.</p> <ol style="list-style-type: none"> <li>Come to discussions prepared, having read and researched material under study; explicitly draw on that preparation by referring to evidence <u>from texts and other research</u> on the topic or issue to <u>stimulate a thoughtful, well-reasoned exchange of ideas</u>.</li> <li><u>Work with peers to set</u> rules for collegial discussions and decision-making (<u>e.g., informal consensus, taking votes on key issues, presentation of alternate views</u>), <u>clear</u> goals and deadlines, and individual roles as needed.</li> <li><u>Propel conversations by</u> posing and responding to questions that <u>relate the current discussion to broader themes or larger ideas; actively incorporate others into the discussion; and clarify, verify, or challenge ideas and conclusions</u>.</li> <li><u>Respond thoughtfully to diverse perspectives, summarize points of agreement and disagreement, and,</u> when warranted, qualify or justify their own views <u>and understanding and make new connections</u> in light of the evidence <u>and reasoning</u> presented.</li> </ol>
<p><b>Grade 8, Standard 2 (SL.8.2)</b></p> <p>Analyze the purpose of information presented in diverse media and formats (e.g., visually, quantitatively, orally) and evaluate the motives (e.g., social, commercial, political) behind its presentation.</p>	<p><b>Grades 9-10, Standard 2 (SL.9-10.2)</b></p> <p><u>Integrate multiple sources</u> of information presented in diverse media or formats (e.g., visually, quantitatively, orally) evaluating <u>the credibility and accuracy of each source</u>.</p>
<p><b>Grade 8, Standard 3 (SL.8.3)</b></p> <p>Delineate a speaker's argument and specific claims, evaluating the soundness of the reasoning and relevance and sufficiency of the evidence and identifying when irrelevant evidence is introduced.</p>	<p><b>Grades 9-10, Standard 3 (SL.9-10.3)</b></p> <p><u>Evaluate</u> a speaker's <u>point of view, reasoning, and use of evidence and rhetoric</u>, identifying <u>any fallacious reasoning or exaggerated or distorted evidence</u>.</p>
<p><b>Grade 8, Standard 4 (SL.8.4)</b></p> <p>Present claims and findings, emphasizing salient points in a focused, coherent manner with relevant evidence, sound valid reasoning, and well-chosen details; use appropriate eye contact,</p>	<p><b>Grades 9-10, Standard 4 (SL.9-10.4)</b></p> <p>Present <u>information</u>, findings, <u>and supporting evidence clearly, concisely, and logically such that listeners can follow the line of reasoning and the organization, development, substance, and style</u></p>

adequate volume, and clear pronunciation.	<u>are appropriate to purpose, audience, and task.</u>
<b>Grade 8, Standard 5 (SL.8.5)</b>	<b>Grades 9-10, Standard 5 (SL.9-10.5)</b>
Integrate multimedia and visual displays into presentations to clarify information, strengthen claims and evidence, and add interest.	<u>Make strategic use of digital media (e.g., textual, graphical, audio, visual, and interactive elements) in presentations to enhance understanding of findings, reasoning, and evidence</u> and to add interest.
<b>Grade 8, Standard 6 (SL.8.6)</b>	<b>Grades 9-10, Standard 6 (SL.9-10.6)</b>
Adapt speech to a variety of contexts and tasks, demonstrating command of formal English when indicated or appropriate. (See grade 8 Language standards 1 and 3 on page 52 for specific expectations.)	Adapt speech to a variety of contexts and tasks, demonstrating command of formal English when indicated or appropriate. (See <u>grades 9-10</u> Language standards 1 and 3 on page <u>54</u> for specific expectations.)

## PARCC MODEL CONTENT FRAMEWORK FOR ELA/LITERACY FOR GRADE 10

---

### Narrative Summary of ELA Standards for Grade 10

In grade 10, the Common Core State Standards call for students to both examine a diverse set of literary genres and pursue their investigation of substantive, complex expository works of nonfiction (RL/RI.10.10) such that they become adept investigators and can analyze the meaning of both literary and nonfiction works (RL/RI.10.1).<sup>49</sup> By grade 10, students firmly grasp how authors craft their prose and how writers make their argument(s) cohere. Students are adept at comparing and contrasting how ideas, themes or concepts are presented in two different artistic mediums in which different details are emphasized. Students are asked to analyze the seminal foundational documents of the United States as well as grasp differing perspectives and points of view embedded in works of world literature. Additional [Standards for Reading Literature](#) (RL.10.2–9) and [Standards for Reading Informational Text](#) (RI.10.2–9) offer detailed expectations for student academic performance in preparation for college and careers.

Through discussion and writing, students have a deepening grasp of academic English and can utilize the right mode of speech or language when speaking or crafting prose. The [Standards in Speaking and Listening](#) offer insights into how students in grade 10 can participate in a variety of settings through constructively listening and sharing their ideas both orally and in writing.

At this point, the [Writing Standards](#) specify that grade 10 students confidently express themselves in diverse writing formats and prose settings, from investigative reports and literary analyses to summations and research papers. With regard to research, students in the beginning years of high school should conduct several research projects, using more complex materials and specialized sources than they did in elementary and middle school. Across all writing formats, students are able to develop a central idea; maintain a coherent focus in their writing; and elaborate the points they make with well-documented and relevant examples, facts, and details. Through writing and conversation, students internalize the expectations of academic written and spoken English and resolve issues regarding usage by consulting style guides.

### Literacy Standards for Other Disciplines in Grades 9-10

Central to the vision for literacy embedded within the standards and the Model Content Frameworks is the idea that instruction in reading, writing, speaking, listening, and language is a *shared responsibility* within schools. All fields of study demand analysis of complex texts and strong oral and written communication skills using discipline-specific discourse. Because each discipline acquires, develops, and shares knowledge in distinct ways, educators in each field must take ownership of building robust instruction around discipline-specific literacy skills to better prepare students for college and careers. The Model Content Frameworks provide all educators with foundational ideas for incorporating

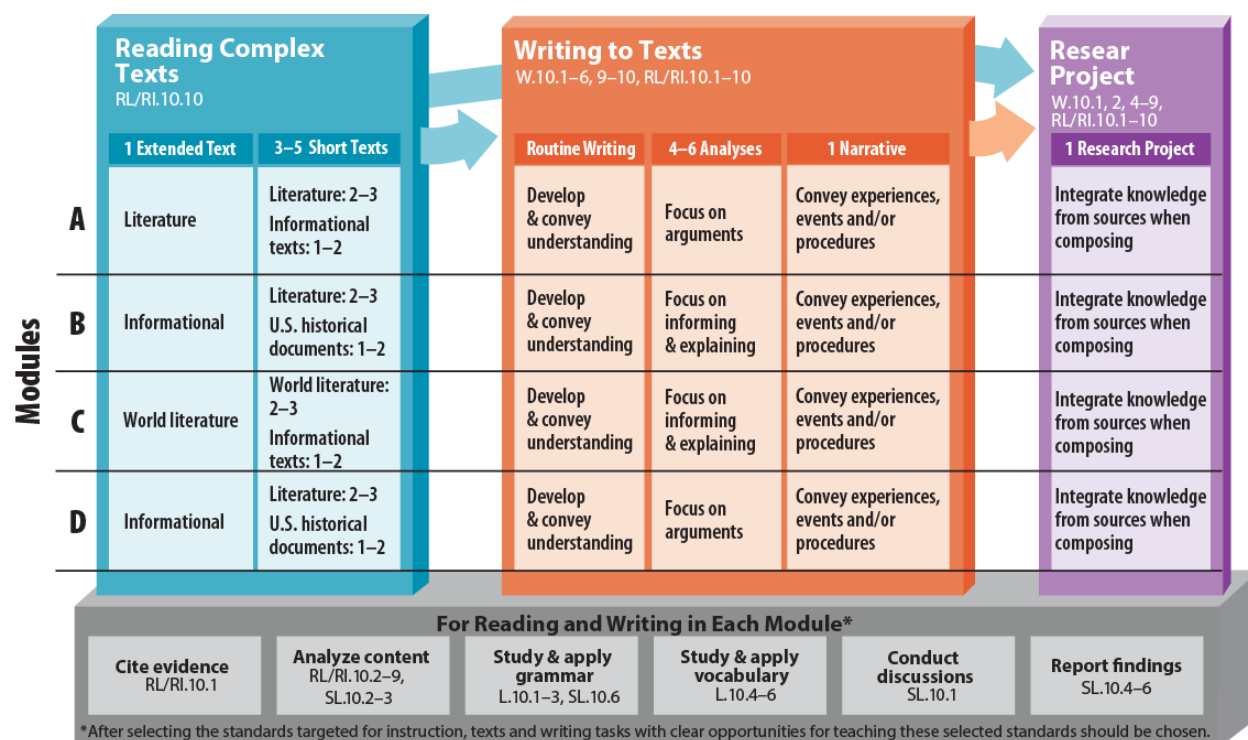
---

<sup>49</sup> It should be noted that the standards use individual grade levels in kindergarten through grade 8 to provide useful specificity; the standards use two-year bands in grades 9-12 to allow schools, districts and states flexibility in high school course design.

disciplinary literacy skills and practice into instructional programming. Accordingly, the Model Content Frameworks require educators in all disciplines to bear some responsibility for ensuring the literacy of the students in their classes.

## ELA Model Content Framework Chart for Grade 10

Below is a chart that organizes the standards into four quarter-length modules that include the knowledge and skills students will learn and apply over the course of the year.<sup>50</sup> As noted in the introduction, these modules are offered as optional models to consider when constructing a year-long course of instruction. The chart is meant to illustrate and provide context for the standards (but not replace engaging with the standards themselves).



## Key Terms and Concepts for Grade 10 ELA Model Content Framework Chart

### Reading Complex Texts

Exposing students to grade-level texts of appropriate complexity lies at the heart of each module. The modules reflect the balance of informational texts (literary nonfiction in ELA classes) and literature that students are expected to read. Fulfilling the ELA standards for grades 6-12 requires much greater attention to a specific category of informational text — literary nonfiction — than has been traditionally

<sup>50</sup> The Common Core State Standards K-5 section is written to reflect “the fact that most or all of the instruction students in these grades receive comes from one teacher” (introduction to Common Core State Standards, page 8). Therefore, most elementary grades are self-contained and thus include reading across the curriculum — hence the higher number of short texts in grades 3-5 than in grades 6-12.



taught. Because the ELA classroom must focus on literature (stories, drama, and poetry) as well as literary nonfiction, a great deal of informational reading in grades 6-12 must take place in other classes to meet the demands of the standards.

*Three to five short texts:* Selections would include short texts of sufficient complexity for close reading (with emphasis in two modules on reading U.S. historical documents) that would allow students to draw ample evidence from the texts and present their analyses in writing as well as through speaking.<sup>51</sup> Educators can create coherence within the curriculum as a whole by choosing short texts to complement the extended text described below, by focusing instruction on similar standards and skills across multiple genres, and by choosing informational texts that build the background knowledge needed to read and comprehend other texts students will study. (Shorter texts could account for about three to four weeks of instruction.)

- **Literature** includes adventure stories, historical fiction, mysteries, myths, science fiction, realistic fiction, allegories, parodies, satire, drama, graphic novels, one-act and multi-act plays, narrative poems, lyrical poems, free-verse poems, sonnets, odes, ballads, and epics (Common Core State Standards, page 57).
- **Informational texts/literary nonfiction** include the subgenres of exposition, argument and functional text in the form of personal essays; speeches; opinion pieces; essays about art or literature; biographies; memoirs; journalism; and historical, scientific, technical, or economic accounts (including digital sources) written for a broad audience (Common Core State Standards, page 57).

*One extended text:* This should be an extended, full-length work of literature (such as a novel or a play) or longer literary nonfiction, depending on the focus of the module. Like the others, this text would be aligned with the complexity and range specifications of the standards. As with shorter texts, students would perform a close, analytic reading of the extended text; compare and synthesize ideas across other related texts; conduct text-focused discussions; and produce written work aligned with the standards. (Such a study could take around two to three weeks of concentrated focus on a single text.)

### Writing to Texts

The balance of student writing at this level is **80 percent analytical** (40 percent argument and 40 percent to explain/inform) and **20 percent narrative**, with a mix of on-demand and review-and-revision writing assignments. Building student competence and confidence with technology should be part of instruction.<sup>52</sup>

*Routine writing:* Routine writing, such as short constructed-responses to text-dependent questions, builds content knowledge and provides opportunities for reflection on a specific aspect of a text or texts. Routine written responses to such text-dependent questions allow students to build sophisticated understandings of vocabulary, text structure, and content and to develop needed

---

<sup>51</sup> The recommended number of texts in each module closely corresponds to the recommended percentage of different kinds of texts (literary versus informational) in the Common Core State Standards.

<sup>52</sup> To help curriculum developers and teachers plan, a Writing Standards Progression Chart is found at the end of this grade-level Model Content Framework. The chart traces (in side-by-side fashion) the changes to the Writing Standards between the previous and current grades.

proficiencies in analysis.

*At least four to six analyses per module:* All analytic writing should put a premium on using evidence (RL/RI.10.1 and W.10.9) as well as on crafting works that display a high degree of logical integration and coherence (W.10.4, W.10.5 and L.10.1–3). These responses can vary in length based on the questions asked and task performed, from answering brief questions to crafting multiparagraph responses, allowing teachers to assess students’ ability to paraphrase, infer, and ultimately integrate the ideas they have gleaned from what they have read. Over the course of the year, analytic writing should include comparative analysis and compositions share findings from the research project.

*One narrative per module:* Narrative writing offers students opportunities to express personal ideas and experiences; craft their own stories and descriptions; and deepen their understandings of literary concepts, structures, and genres (e.g., short stories, anecdotes, poetry, drama) through purposeful imitation. It also provides an additional opportunity for students to reflect on what they read through imaginative writing and to practice sequencing events and ideas through narrative descriptions.

### **Research Project**

Each module includes the opportunity for students to produce one extended project that uses research to address a significant topic, problem, or issue. This should entail integrating knowledge from several additional literary or informational texts in various media or formats on a particular topic or question drawn from one or more texts from the module. Students are expected at this stage to assess the usefulness of each source, refocus their research when appropriate during the process and integrate the information gathered in a manner that maintains the flow of ideas. Students can present their findings in a variety of modes in informal and more formal argumentative or explanatory contexts, either in writing or orally. (Research aligned with the standards could take one to two weeks of instruction.)<sup>53</sup>

### **For Reading and Writing in Each Module**

In each module, students are expected to take a close look at the texts they encounter through the lenses of the following skills rooted in the standards.

*Cite evidence:* The goal of close, analytic reading is for students to be able to discern and cite evidence from the text to support their assertions. In grade 10, students should cite the textual evidence that most strongly supports their analysis when both explicitly explaining the text and making inferences (RL/RI.10.1).

*Analyze content:* The content of each text should determine which standards (RL/RI.10.2–9 and SL.10.2–3) to target, allowing teachers to focus instruction and ensure that all the standards have been taught by the end of the year.

*Study and apply grammar:* While grammar is meant to be a normal, everyday part of what students do, students should be taught explicit lessons in grammar as they read, write, and speak, guided by L.10.1–3.

*Study and apply vocabulary:* To focus vocabulary instruction on words that students would be encouraged to use in writing and speaking, students should be given 5–10 Tier 2 academic words

---

<sup>53</sup> Ongoing incorporation of research for shorter tasks should also be a regular component of instruction.

per week for each text (L.10.4–6).<sup>54</sup> Students require multiple exposures to targeted vocabulary words in authentic contexts to retain an understanding of the words’ meaning(s) and use the words effectively when writing and speaking.

*Conduct discussions:* Students should initiate and engage in a range of collaborative discussions (one-on-one, small group, teacher-led), building on others’ ideas and clearly expressing their own based on evidence. They should relate the current discussion to broader themes or larger ideas, respond thoughtfully to diverse perspectives to ensure a hearing for a full range of positions on an issue, verify or challenge ideas, and resolve contradictions when possible (SL.10.1).

*Report findings:* Students should orally present claims and supporting evidence clearly, concisely, and logically while ensuring that the development, substance, and style are appropriate to purpose, audience, and task (SL.10.4–6).

### Writing Standards Progression from Grade 8 to Grades 9-10

In grades 9 and 10, students write with increasing sophistication to present the relationships between ideas and information efficiently. Additionally, students are expected to meet the grade-specific grammar and conventions standards and retain or further develop the skills and understandings mastered in preceding grades (refer to L.9–10.1–3).

Specific changes in the Writing Standards from grade 8 to grades 9-10 are highlighted in the chart below:

Grade 8, Standard 1 (W.8.1)	Grades 9-10, Standard 1 (W.9–10.1)
<p>Write arguments to support claims with clear reasons and relevant evidence.</p> <ol style="list-style-type: none"> <li>Introduce claim(s), acknowledge and distinguish the claim(s) from alternate or opposing claims, and organize the reasons and evidence logically.</li> <li>Support claim(s) with logical reasoning and relevant evidence, using accurate, credible sources and demonstrating an understanding of the topic or text.</li> <li>Use words, phrases and clauses to create cohesion and clarify the relationships among claim(s), counterclaims, reasons and evidence.</li> <li>Establish and maintain a formal style.</li> <li>Provide a concluding statement or section that follows from and supports the argument presented.</li> </ol>	<p>Write arguments to support claims <u>in an analysis of substantive topics or texts, using valid reasoning</u> and relevant and <u>sufficient</u> evidence.</p> <ol style="list-style-type: none"> <li>Introduce <u>precise</u> claim(s), distinguish the claim(s) from alternate or opposing claims and <u>create an organization that establishes clear relationships among claim(s), counterclaims, reasons and evidence.</u></li> <li><u>Develop</u> claim(s) <u>and counterclaims fairly, supplying evidence for each while pointing out the strengths and limitations of both in a manner that anticipates the audience’s knowledge level and concerns.</u></li> <li>Use words, phrases and clauses <u>to link the major sections of the text</u>, create cohesion and clarify the relationships <u>between claim(s) and reasons, between reasons and evidence, and between claim(s) and counterclaims.</u></li> <li>Establish and maintain a formal style <u>and</u></li> </ol>

<sup>54</sup> For a definition of Tier 2 words, see the introduction to the Model Content Frameworks and Appendix A, pages 33–35.

	<p><u>objective tone while attending to the norms and conventions of the discipline in which they are writing.</u></p> <p>e. Provide a concluding statement or section that follows from and supports the argument presented.</p>
<p><b>Grade 8, Standard 2 (W.8.2)</b></p>	<p><b>Grades 9-10, Standard 2 (W.9–10.2)</b></p>
<p>Write informative/explanatory texts to examine a topic and convey ideas, concepts and information through the selection, organization and analysis of relevant content.</p> <ol style="list-style-type: none"> <li>Introduce a topic clearly, previewing what is to follow; organize ideas, concepts and information into broader categories; include formatting (e.g., headings), graphics (e.g., charts, tables) and multimedia when useful to aiding comprehension.</li> <li>Develop the topic with relevant, well-chosen facts, definitions, concrete details, quotations, or other information and examples.</li> <li>Use appropriate and varied transitions to create cohesion and clarify the relationships among ideas and concepts.</li> <li>Use precise language and domain-specific vocabulary to inform about or explain the topic.</li> <li>Establish and maintain a formal style.</li> <li>Provide a concluding statement or section that follows from and supports the information or explanation presented.</li> </ol>	<p>Write informative/explanatory texts to examine and convey <u>complex</u> ideas, concepts and information <u>clearly and accurately</u> through the <u>effective</u> selection, organization and analysis of content.</p> <ol style="list-style-type: none"> <li>Introduce a topic; organize <u>complex</u> ideas, concepts and information <u>to make important connections and distinctions</u>; include formatting (e.g., headings), graphics (e.g., <u>figures</u>, tables) and multimedia when useful to aiding comprehension.</li> <li>Develop the topic with well-chosen, relevant and <u>sufficient</u> facts, <u>extended</u> definitions, concrete details, quotations, or other information and examples <u>appropriate to the audience’s knowledge of the topic</u>.</li> <li>Use appropriate and varied transitions to <u>link the major sections of the text</u>, create cohesion and clarify the relationships among <u>complex</u> ideas and concepts.</li> <li>Use precise language and domain-specific vocabulary to <u>manage the complexity of</u> the topic.</li> <li>Establish and maintain a formal style <u>and objective tone while attending to the norms and conventions of the discipline in which they are writing.</u></li> <li>Provide a concluding statement or section that follows from and supports the information or explanation presented (<u>e.g., articulating implications or the significance of the topic</u>).</li> </ol>
<p><b>Grade 8, Standard 3 (W.8.3)</b></p>	<p><b>Grades 9-10, Standard 3 (W.9–10.3)</b></p>
<p>Write narratives to develop real or imagined experiences or events using effective technique, relevant descriptive details and well-structured event sequences.</p>	<p>Write narratives to develop real or imagined experiences or events using effective technique, <u>well-chosen</u> details and well-structured event sequences.</p>

<ul style="list-style-type: none"> <li>a. Engage and orient the reader by establishing a context and point of view and introducing a narrator and/or characters; organize an event sequence that unfolds naturally and logically.</li> <li>b. Use narrative techniques, such as dialogue, pacing, description and reflection, to develop experiences, events and/or characters.</li> <li>c. Use a variety of transition words, phrases and clauses to convey sequence, signal shifts from one time frame or setting to another and show the relationships among experiences and events.</li> <li>d. Use precise words and phrases, relevant descriptive details and sensory language to capture the action and convey experiences and events.</li> <li>e. Provide a conclusion that follows from and reflects on the narrated experiences or events.</li> </ul>	<ul style="list-style-type: none"> <li>a. Engage and orient the reader by <u>setting out a problem, situation, or observation, establishing one or multiple point(s) of view</u> and introducing a narrator and/or characters; <u>create a smooth progression of experiences or events.</u></li> <li>b. Use narrative techniques, such as dialogue, pacing, description, reflection and <u>multiple plot lines</u>, to develop experiences, events and/or characters.</li> <li>c. Use a variety of <u>techniques to sequence events so that they build on one another to create a coherent whole.</u></li> <li>d. Use precise words and phrases, <u>telling details and sensory language to convey a vivid picture of the</u> experiences, events, <u>setting and/or characters.</u></li> <li>e. Provide a conclusion that follows from and reflects on <u>what is experienced, observed, or resolved over the course of the narrative.</u></li> </ul>
<b>Grade 8, Standard 4 (W.8.4)</b>	<b>Grades 9-10, Standard 4 (W.9–10.4)</b>
Produce clear and coherent writing in which the development, organization and style are appropriate to task, purpose and audience. (Grade-specific expectations for writing types are defined in standards 1–3 above.)	Produce clear and coherent writing in which the development, organization and style are appropriate to task, purpose and audience. (Grade-specific expectations for writing types are defined in standards 1–3 above.)
<b>Grade 8, Standard 5 (W.8.5)</b>	<b>Grades 9-10, Standard 5 (W.9–10.5)</b>
With some guidance and support from peers and adults, develop and strengthen writing as needed by planning, revising, editing, rewriting, or trying a new approach, focusing on how well purpose and audience have been addressed. (Editing for conventions should demonstrate command of Language standards 1–3 up to and including grade 8 on page 52.)	Develop and strengthen writing as needed by planning, revising, editing, rewriting, or trying a new approach, focusing on <u>addressing what is most significant for a specific purpose and audience.</u> (Editing for conventions should demonstrate command of Language standards 1–3 <u>up to and including grades 9–10 on page 54.</u> )
<b>Grade 8, Standard 6 (W.8.6)</b>	<b>Grades 9-10, Standard 6 (W.9–10.6)</b>
Use technology, including the Internet, to produce and publish writing and present the relationships between information and ideas efficiently as well as to interact and collaborate with others.	Use technology, including the Internet, to produce, publish and <u>update individual or shared writing products, taking advantage of technology’s capacity to link to other information and to display information flexibly and dynamically.</u>
<b>Grade 8, Standard 7 (W.8.7)</b>	<b>Grades 9-10, Standard 7 (W.9–10.7)</b>

Conduct short research projects to answer a question (including a self-generated question), drawing on several sources and generating additional related, focused questions that allow for multiple avenues of exploration.	Conduct short <u>as well as more sustained</u> research projects to answer a question (including a self-generated question) <u>or solve a problem</u> ; <u>narrow or broaden the inquiry when appropriate</u> ; <u>synthesize multiple sources on the subject, demonstrating understanding of the subject under investigation</u> .
<b>Grade 8, Standard 8 (W.8.8)</b>	<b>Grades 9-10, Standard 8 (W.9-10.8)</b>
Gather relevant information from multiple print and digital sources, using search terms effectively; assess the credibility and accuracy of each source; and quote or paraphrase the data and conclusions of others while avoiding plagiarism and following a standard format for citation.	Gather relevant information from multiple <u>authoritative</u> print and digital sources, using <u>advanced searches</u> effectively; assess the <u>usefulness</u> of each source <u>in answering the research question</u> ; <u>integrate information into the text selectively to maintain the flow of ideas</u> , avoiding plagiarism and following a standard format for citation.
<b>Grade 8, Standard 9 (W.8.9)</b>	<b>Grades 9-10, Standard 9 (W.9-10.9)</b>
Draw evidence from literary or informational texts to support analysis, reflection and research. <ul style="list-style-type: none"> <li>a. Apply <i>grade 8 Reading standards</i> to literature (e.g., “Analyze how a modern work of fiction draws on themes, patterns of events, or character types from myths, traditional stories, or religious works such as the Bible, including describing how the material is rendered new”).</li> <li>b. Apply <i>grade 8 Reading standards</i> to literary nonfiction (e.g., “Delineate and evaluate the argument and specific claims in a text, assessing whether the reasoning is sound and the evidence is relevant and sufficient; recognize when irrelevant evidence is introduced”).</li> </ul>	Draw evidence from literary or informational texts to support analysis, reflection and research. <ul style="list-style-type: none"> <li>a. Apply <u>grades 9-10 Reading standards</u> to literature (e.g., “Analyze how <u>an author</u> draws on <u>and transforms source material in a specific work [e.g., how Shakespeare treats a theme or topic from Ovid or the Bible or how a later author draws on a play by Shakespeare]</u>”).</li> <li>b. Apply <u>grades 9-10 Reading standards</u> to literary nonfiction (e.g., “Delineate and evaluate the argument and specific claims in a text, assessing whether the reasoning is <u>valid</u> and the evidence is relevant and sufficient; <u>identify false statements and fallacious reasoning</u>”).</li> </ul>
<b>Grade 8, Standard 10 (W.8.10)</b>	<b>Grades 9-10, Standard 10 (W.9-10.10)</b>
Write routinely over extended time frames (time for research, reflection and revision) and shorter time frames (a single sitting or a day or two) for a range of discipline-specific tasks, purposes and audiences.	Write routinely over extended time frames (time for research, reflection and revision) and shorter time frames (a single sitting or a day or two) for a range of tasks, purposes and audiences.

## Speaking and Listening Standards Progression from Grade 8 to Grades 9-10

In grades 9 and 10, students speak (both in formal presentations and in informal discussions) with growing maturity to convey ideas and information both clearly and persuasively. Students are

simultaneously developing listening skills that allow them to participate effectively and contribute to groups.

Specific changes in the Speaking and Listening Standards from grade 8 to grades 9-10 are highlighted in the chart below:

<b>Grade 8, Standard 1 (SL.8.1)</b>	<b>Grades 9-10, Standard 1 (SL.9-10.1)</b>
<p>Engage effectively in a range of collaborative discussions (one-on-one, in groups and teacher-led) with diverse partners on <i>grade 8 topics, texts and issues</i>, building on others’ ideas and expressing their own clearly.</p> <ol style="list-style-type: none"> <li>Come to discussions prepared, having read or researched material under study; explicitly draw on that preparation by referring to evidence on the topic, text, or issue to probe and reflect on ideas under discussion.</li> <li>Follow rules for collegial discussions and decision-making, track progress toward specific goals and deadlines, and define individual roles as needed.</li> <li>Pose questions that connect the ideas of several speakers and respond to others’ questions and comments with relevant evidence, observations and ideas.</li> <li>Acknowledge new information expressed by others and, when warranted, qualify or justify their own views in light of the evidence presented.</li> </ol>	<p><u>Initiate and participate</u> effectively in a range of collaborative discussions (one-on-one, in groups and teacher-led) with diverse partners on <i>grades 9-10 topics, texts and issues</i>, building on others’ ideas and expressing their own clearly <u>and persuasively</u>.</p> <ol style="list-style-type: none"> <li>Come to discussions prepared, having read and researched material under study; explicitly draw on that preparation by referring to evidence <u>from texts and other research</u> on the topic or issue to <u>stimulate a thoughtful, well-reasoned exchange of ideas</u>.</li> <li><u>Work with peers to set</u> rules for collegial discussions and decision-making (<u>e.g., informal consensus, taking votes on key issues, presentation of alternate views</u>), <u>clear</u> goals and deadlines, and individual roles as needed.</li> <li><u>Propel conversations by</u> posing and responding to questions that <u>relate the current discussion to broader themes or larger ideas; actively incorporate others into the discussion; and clarify, verify, or challenge ideas and conclusions</u>.</li> <li><u>Respond thoughtfully to diverse perspectives, summarize points of agreement and disagreement, and</u>, when warranted, qualify or justify their own views <u>and understanding and make new connections</u> in light of the evidence <u>and reasoning</u> presented.</li> </ol>
<b>Grade 8, Standard 2 (SL.8.2)</b>	<b>Grades 9-10, Standard 2 (SL.9-10.2)</b>
<p>Analyze the purpose of information presented in diverse media and formats (e.g., visually, quantitatively, orally) and evaluate the motives (e.g., social, commercial, political) behind its presentation.</p>	<p><u>Integrate multiple sources</u> of information presented in diverse media or formats (e.g., visually, quantitatively, orally) evaluating <u>the credibility and accuracy of each source</u>.</p>
<b>Grade 8, Standard 3 (SL.8.3)</b>	<b>Grades 9-10, Standard 3 (SL.9-10.3)</b>

<p>Delineate a speaker’s argument and specific claims, evaluating the soundness of the reasoning and relevance and sufficiency of the evidence and identifying when irrelevant evidence is introduced.</p>	<p><u>Evaluate</u> a speaker’s <u>point of view, reasoning and use of</u> evidence <u>and rhetoric</u>, identifying <u>any fallacious reasoning or exaggerated or distorted</u> evidence.</p>
<p><b>Grade 8, Standard 4 (SL.8.4)</b></p>	<p><b>Grades 9-10, Standard 4 (SL.9–10.4)</b></p>
<p>Present claims and findings, emphasizing salient points in a focused, coherent manner with relevant evidence, sound valid reasoning and well-chosen details; use appropriate eye contact, adequate volume and clear pronunciation.</p>	<p>Present <u>information</u>, findings and <u>supporting evidence clearly, concisely and logically such that listeners can follow the line of</u> reasoning <u>and the organization, development, substance and style are appropriate to purpose, audience and task.</u></p>
<p><b>Grade 8, Standard 5 (SL.8.5)</b></p>	<p><b>Grades 9-10, Standard 5 (SL.9–10.5)</b></p>
<p>Integrate multimedia and visual displays into presentations to clarify information, strengthen claims and evidence, and add interest.</p>	<p><u>Make strategic use of digital media (e.g., textual, graphical, audio, visual, and interactive elements) in</u> presentations <u>to enhance understanding of findings, reasoning, and evidence</u> and to add interest.</p>
<p><b>Grade 8, Standard 6 (SL.8.6)</b></p>	<p><b>Grades 9-10, Standard 6 (SL.9–10.6)</b></p>
<p>Adapt speech to a variety of contexts and tasks, demonstrating command of formal English when indicated or appropriate. (See grade 8 Language standards 1 and 3 on page 52 for specific expectations.)</p>	<p>Adapt speech to a variety of contexts and tasks, demonstrating command of formal English when indicated or appropriate. (See <u>grades 9–10</u> Language standards 1 and 3 on page <u>54</u> for specific expectations.)</p>



## PARCC MODEL CONTENT FRAMEWORK FOR ELA/LITERACY FOR GRADE 11

---

### Narrative Summary of ELA Standards for Grade 11

The Common Core State Standards in grade 11 call for students to be able to understand and analyze substantive, complex expository works of literary nonfiction as well as a diverse spectrum of stories, poems, plays, and novels (RL/RI.11.10) such that they can produce ample amounts of evidence to support inferences (RL/RI.11.1). Students also perform a variety of complex reading tasks focused on recurrent themes in American literature and foundational works of American political philosophy, from grasping the subtleties of an author’s point of view to perceiving when a text leaves matters ambiguous. Students become skilled at determining how multiple themes or ideas combine and intertwine to produce a complex narrative or explanation as well as evaluating the premises, arguments, and rhetoric present in seminal texts from American history. Additional [Standards for Reading Literature](#) (RL.11.2–9) and [Standards for Reading Informational Text](#) (RI.11.2–9) offer detailed expectations for student academic performance in preparation for college and careers.

Students will demonstrate their listening skills by synthesizing the comments and claims of others and exercising outstanding teamwork when functioning in groups. The [Standards in Speaking and Listening](#) detail the ways in which students in grade 11 will distinguish themselves as approaching college and career readiness by being able to respond thoughtfully when encountering diverse perspectives and by skillfully presenting findings both orally and in writing.

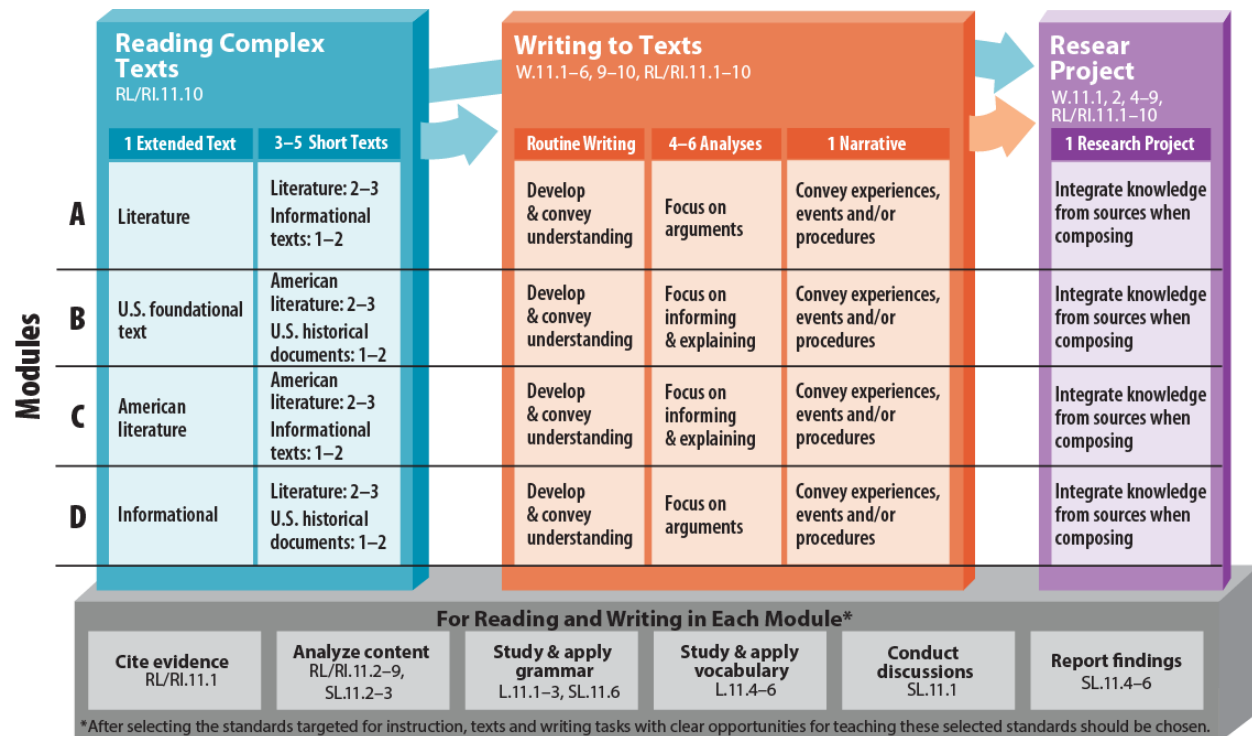
In grade 11, students begin to excel at making oral and written arguments that are logical and well-reasoned, objectively assessing the evidence on all sides of an issue. At this point, the [Writing Standards](#) specify that students should possess the fluency, flexibility, and focus to produce high-quality drafts under tight deadlines and be equally proficient at editing and revising their written work (over multiple drafts if needed).

### Literacy Standards for Other Disciplines in Grade 11

Central to the vision for literacy embedded within the standards and the Model Content Frameworks is the idea that instruction in reading, writing, speaking, listening, and language is a *shared responsibility* within schools. All fields of study demand analysis of complex texts and strong oral and written communication skills using discipline-specific discourse. Because each discipline acquires, develops, and shares knowledge in distinct ways, educators in each field must take ownership of building robust instruction around discipline-specific literacy skills to better prepare students for college and careers. The Model Content Frameworks provide all educators with foundational ideas for incorporating disciplinary literacy skills and practice into their instructional programming. Accordingly, the Model Content Frameworks require educators in all disciplines to bear some responsibility for ensuring the literacy of the students in their classes.

## ELA Model Content Framework Chart for Grade 11

Below is a chart that organizes the standards into four quarter-length modules that include the knowledge and skills students will learn and apply over the course of the year. As noted in the introduction, these modules are offered as optional models to consider when constructing a year-long course of instruction. The chart is meant to illustrate and provide context (but not replace engaging with the standards themselves).



## Key Terms and Concepts for Grade 11 ELA Model Content Framework Chart

### Reading Complex Texts

Exposing students to grade-level texts of appropriate complexity lies at the heart of each module. The modules reflect the balance of informational texts (literary nonfiction in ELA classes) and literature that students are expected to read. (Though the chart shows the module with an extended U.S. foundational text being read in the second module, this is only an example of how one might organize the modules; some educators may want to emphasize the reading of the extended foundational text earlier or later in the academic year). Fulfilling the ELA standards for grades 6–12 requires much greater attention to a specific category of informational text — literary nonfiction — than has been traditionally taught. Because the ELA classroom must focus on literature (stories, drama, and poetry) as well as literary nonfiction, a great deal of informational reading in grades 6–12 must take place in other classes to meet the demands of the standards.

*Three to five short texts:* Selections would include short texts of sufficient complexity for close

reading (with emphasis on reading American literature and U.S. historical documents) that would allow students to draw ample evidence from the texts and present their analyses in writing as well as through speaking.<sup>55</sup> Educators can create coherence within the curriculum as a whole by choosing short texts to complement the extended text described below, by focusing instruction on similar standards and skills across multiple genres, and by choosing informational texts that build the background knowledge needed to read and comprehend other texts students will study. (Shorter texts could account for about three to four weeks of instruction.)

- **Literature** includes adventure stories, historical fiction, mysteries, myths, science fiction, realistic fiction, allegories, parodies, satire, drama, graphic novels, one-act and multi-act plays, narrative poems, lyrical poems, free-verse poems, sonnets, odes, ballads, and epics (Common Core State Standards, page 57).
- **Informational texts/literary nonfiction** include the subgenres of exposition, argument and functional text in the form of personal essays; speeches; opinion pieces; essays about art or literature; biographies; memoirs; journalism; and historical, scientific, technical, or economic accounts (including digital sources) written for a broad audience (Common Core State Standards, page 57).

*One extended text:* This should be an extended, full-length work of literature (such as a novel, a play, or longer literary nonfiction), depending on the focus of the module (e.g., an American novel, play, or U.S. foundational text). Like the others, this text would be aligned with the complexity and range specifications of the standards. As with shorter texts, students would perform a close, analytic reading of the extended text; compare and synthesize ideas across other related texts; conduct text-focused discussions; and produce written work aligned with the standards. (Such a study could take around two to three weeks of concentrated focus on a single text.)

### Writing to Texts

The balance of student writing at this level is **80 percent analytical** (40 percent argument and 40 percent to explain/inform) and **20 percent narrative**, with a mix of on-demand and review-and-revision writing assignments. Building student competence and confidence with technology should be part of instruction.<sup>56</sup>

*Routine writing:* Routine writing, such as short constructed-responses to text-dependent questions, builds content knowledge and provides opportunities for reflection on a specific aspect of a text or texts. Routine written responses to such text-dependent questions allow students to build sophisticated understandings of vocabulary, text structure, and content and to develop needed proficiencies in analysis.

*At least four to six analyses per module:* All analytic writing should put a premium on using evidence (RL/RI.11.1 and W.11.9), as well as on crafting works that display a high degree of logical integration and coherence (W.11.4, W.11.5 and L.11.1–3). These responses can vary in length based on the

---

<sup>55</sup> The recommended number of texts in each module closely corresponds to the recommended percentage of different kinds of texts (literary versus informational) in the Common Core State Standards.

<sup>56</sup> To help curriculum developers and teachers plan, a Writing Standards Progression Chart is found at the end of this grade-level Model Content Framework. The chart traces (in side-by-side fashion) the changes to the Writing Standards between the previous and current grades.

questions asked and task performed, from answering brief questions to crafting multiparagraph responses, allowing teachers to assess students' ability to paraphrase, infer, and integrate the ideas they have gleaned from what they have read. Over the course of the year, analytic writing should include *at least* one comparative analysis and one paper incorporating research that focuses on texts that students have read closely.

*One narrative per module:* Narrative writing offers students opportunities to express personal ideas and experiences; craft their own stories and descriptions; and deepen their understandings of literary concepts, structures, and genres (e.g., short stories, anecdotes, poetry, drama) through purposeful imitation. It also provides an additional opportunity for students to reflect on what they read through imaginative writing and to practice sequencing events and ideas through narrative descriptions.

### Research Project

Each module includes the opportunity for students to produce one extended project that uses research to address a significant topic, problem, or issue. This task may entail gathering and synthesizing relevant information from several additional literary or informational texts in various media or formats on a particular topic or question drawn from one or more texts from the module. Students are expected at this stage to assess the strengths and limitations of each source in terms of the task, integrate the information gathered in a manner that maintains the flow of ideas, and avoid overreliance on any one source. Students can present their findings in a variety of informal and more formal argumentative or explanatory contexts, either in writing or orally. (Research aligned with the standards could take one to two weeks of instruction.)<sup>57</sup>

### For Reading and Writing in Each Module

In each module, students are expected to take a close look at the texts they encounter through the lenses of the following skills rooted in the standards.

*Cite evidence:* The goal of close, analytic reading is for students to be able to discern and cite evidence from the text to support their assertions. In grade 11, students should cite strong and thorough textual evidence that supports their analysis when both explicitly explaining the text and making inferences based on it, including where the text leaves matters uncertain (RL/RI.11.1).

*Analyze content:* The content of each text should determine which standards (RL/RI.11.2–9 and SL.11.2–3) to target, allowing teachers to focus instruction and ensure that all the standards have been taught by the end of the year.

*Study and apply grammar:* While grammar is meant to be a normal, everyday part of what students do, students should be taught explicit lessons in grammar as they read, write, and speak, guided by L.11.1–3.

*Study and apply vocabulary:* To focus vocabulary instruction on words that students would be encouraged to use in writing and speaking, students should be given 5–10 Tier 2 academic words per week for each text (L.11.4–6).<sup>58</sup> Students require multiple exposures to targeted vocabulary words in authentic contexts to retain an understanding of the words' meaning(s) and use the words

<sup>57</sup> Ongoing incorporation of research for shorter tasks should also be a regular component of instruction.

<sup>58</sup> For a definition of Tier 2 words, see the introduction to the Model Content Frameworks and Appendix A, pages 33–35.

effectively when writing and speaking.

*Conduct discussions:* Students should initiate and engage in a range of collaborative discussions (one-on-one, small group, teacher-led), building on others’ ideas and expressing their own clearly with evidence, guided by democratic rules. Students should probe reasoning and evidence; ensure a hearing for a full range of positions on a topic or issue; clarify, verify, or challenge ideas and conclusions; respond thoughtfully to diverse perspectives; and synthesize comments and resolve contradictions when possible (SL.11.1).

*Report findings:* Students should orally present claims and supporting evidence conveying a clear and distinct perspective while ensuring that alternative or opposing perspectives are addressed and that the development, substance, and style are appropriate to purpose, audience and task (SL.11.4–6).

## Writing Standards Progression from Grades 9-10 to Grades 11-12

In grades 11 and 12, students write with increasing sophistication to present the relationships between ideas and information efficiently. Additionally, students are expected to meet the grade-specific grammar and conventions standards and retain or further develop the skills and understandings mastered in preceding grades (refer to L.11–12.1–3).

Specific changes in the Writing Standards from grades 9-10 to grades 11-12 are highlighted in the chart below:

Grades 9-10, Standard 1 (W.9–10.1)	Grades 11-12, Standard 1 (W.11–12.1)
<p>Write arguments to support claims in an analysis of substantive topics or texts, using valid reasoning and relevant and sufficient evidence.</p> <ol style="list-style-type: none"> <li>Introduce precise claim(s), distinguish the claim(s) from alternate or opposing claims, and create an organization that establishes clear relationships among claim(s), counterclaims, reasons, and evidence.</li> <li>Develop claim(s) and counterclaims fairly, supplying evidence for each while pointing out the strengths and limitations of both in a manner that anticipates the audience’s knowledge level and concerns.</li> <li>Use words, phrases, and clauses to link the major sections of the text, create cohesion, and clarify the relationships between claim(s) and reasons, between reasons and evidence, and between claim(s) and counterclaims.</li> <li>Establish and maintain a formal style and objective tone while attending to the norms</li> </ol>	<p>Write arguments to support claims in an analysis of substantive topics or texts, using valid reasoning and relevant and sufficient evidence.</p> <ol style="list-style-type: none"> <li>Introduce precise, <u>knowledgeable</u> claim(s), <u>establish the significance of the claim(s)</u>, distinguish the claim(s) from alternate or opposing claims, and create an organization that <u>logically sequences</u> claim(s), counterclaims, reasons, and evidence.</li> <li>Develop claim(s) and counterclaims fairly <u>and thoroughly</u>, supplying <u>the most relevant</u> evidence for each while pointing out the strengths and limitations of both in a manner that anticipates the audience’s knowledge level, concerns, <u>values</u>, and <u>possible biases</u>.</li> <li>Use words, phrases, and clauses <u>as well as varied syntax</u> to link the major sections of the text, create cohesion, and clarify the relationships between claim(s) and reasons, between reasons and evidence, and</li> </ol>

<p>and conventions of the discipline in which they are writing.</p> <p>e. Provide a concluding statement or section that follows from and supports the argument presented.</p>	<p>between claim(s) and counterclaims.</p> <p>d. Establish and maintain a formal style and objective tone while attending to the norms and conventions of the discipline in which they are writing.</p> <p>e. Provide a concluding statement or section that follows from and supports the argument presented.</p>
<p><b>Grades 9-10, Standard 2 (W.9–10.2)</b></p>	<p><b>Grades 11-12, Standard 2 (W.11–12.2)</b></p>
<p>Write informative/explanatory texts to examine and convey complex ideas, concepts, and information clearly and accurately through the effective selection, organization, and analysis of content.</p> <p>a. Introduce a topic; organize complex ideas, concepts, and information to make important connections and distinctions; include formatting (e.g., headings), graphics (e.g., figures, tables), and multimedia when useful to aiding comprehension.</p> <p>b. Develop the topic with well-chosen, relevant, and sufficient facts, extended definitions, concrete details, quotations, or other information and examples appropriate to the audience’s knowledge of the topic.</p> <p>c. Use appropriate and varied transitions to link the major sections of the text, create cohesion, and clarify the relationships among complex ideas and concepts.</p> <p>d. Use precise language and domain-specific vocabulary to manage the complexity of the topic.</p> <p>e. Establish and maintain a formal style and objective tone while attending to the norms and conventions of the discipline in which they are writing.</p> <p>f. Provide a concluding statement or section that follows from and supports the information or explanation presented (e.g., articulating implications or the significance of the topic).</p>	<p>Write informative/explanatory texts to examine and convey complex ideas, concepts, and information clearly and accurately through the effective selection, organization, and analysis of content.</p> <p>a. Introduce a topic; organize complex ideas, concepts, and information <u>so that each new element builds on that which precedes it to create a unified whole</u>; include formatting (e.g., headings), graphics (e.g., figures, tables), and multimedia when useful to aiding comprehension.</p> <p>b. Develop the topic <u>thoroughly by selecting the most significant and</u> relevant facts, extended definitions, concrete details, quotations, or other information and examples appropriate to the audience’s knowledge of the topic.</p> <p>c. Use appropriate and varied transitions <u>and syntax</u> to link the major sections of the text, create cohesion, and clarify the relationships among complex ideas and concepts.</p> <p>d. Use precise language, domain-specific vocabulary, <u>and techniques such as metaphor, simile, and analogy</u> to manage the complexity of the topic.</p> <p>e. Establish and maintain a formal style and objective tone while attending to the norms and conventions of the discipline in which they are writing.</p> <p>f. Provide a concluding statement or section that follows from and supports the information or explanation presented (e.g., articulating implications or the significance of the topic).</p>
<p><b>Grades 9-10, Standard 3 (W.9–10.3)</b></p>	<p><b>Grades 11-12, Standard 3 (W.11–12.3)</b></p>

<p>Write narratives to develop real or imagined experiences or events using effective technique, well-chosen details, and well-structured event sequences.</p> <ol style="list-style-type: none"> <li>Engage and orient the reader by setting out a problem, situation, or observation, establishing one or multiple point(s) of view, and introducing a narrator and/or characters; create a smooth progression of experiences or events.</li> <li>Use narrative techniques, such as dialogue, pacing, description, reflection, and multiple plot lines, to develop experiences, events, and/or characters.</li> <li>Use a variety of techniques to sequence events so that they build on one another to create a coherent whole.</li> <li>Use precise words and phrases, telling details, and sensory language to convey a vivid picture of the experiences, events, setting, and/or characters.</li> <li>Provide a conclusion that follows from and reflects on what is experienced, observed, or resolved over the course of the narrative.</li> </ol>	<p>Write narratives to develop real or imagined experiences or events using effective technique, well-chosen details, and well-structured event sequences.</p> <ol style="list-style-type: none"> <li>Engage and orient the reader by setting out a problem, situation, or observation <u>and its significance</u>, establishing one or multiple point(s) of view, and introducing a narrator and/or characters; create a smooth progression of experiences or events.</li> <li>Use narrative techniques, such as dialogue, pacing, description, reflection, and multiple plot lines, to develop experiences, events, and/or characters.</li> <li>Use a variety of techniques to sequence events so that they build on one another to create a coherent whole <u>and build toward a particular tone and outcome (e.g., a sense of mystery, suspense, growth, or resolution)</u>.</li> <li>Use precise words and phrases, telling details, and sensory language to convey a vivid picture of the experiences, events, setting, and/or characters.</li> <li>Provide a conclusion that follows from and reflects on what is experienced, observed, or resolved over the course of the narrative.</li> </ol>
<p><b>Grades 9-10, Standard 4 (W.9–10.4)</b></p>	<p><b>Grades 11-12, Standard 4 (W.11–12.4)</b></p>
<p>Produce clear and coherent writing in which the development, organization, and style are appropriate to task, purpose, and audience. (Grade-specific expectations for writing types are defined in standards 1–3 above.)</p>	<p>Produce clear and coherent writing in which the development, organization, and style are appropriate to task, purpose, and audience. (Grade-specific expectations for writing types are defined in standards 1–3 above.)</p>
<p><b>Grades 9-10, Standard 5 (W.9–10.5)</b></p>	<p><b>Grades 11-12, Standard 5 (W.11–12.5)</b></p>
<p>Develop and strengthen writing as needed by planning, revising, editing, rewriting, or trying a new approach, focusing on addressing what is most significant for a specific purpose and audience. (Editing for conventions should demonstrate command of Language standards 1–3 up to and including grades 9–10 on page 54.)</p>	<p>Develop and strengthen writing as needed by planning, revising, editing, rewriting, or trying a new approach, focusing on addressing what is most significant for a specific purpose and audience. (Editing for conventions should demonstrate command of Language standards 1–3 <u>up to and including grades 11–12</u> on page 54.)</p>
<p><b>Grades 9-10, Standard 6 (W.9–10.6)</b></p>	<p><b>Grades 11-12, Standard 6 (W.11–12.6)</b></p>
<p>Use technology, including the Internet, to produce, publish, and update individual or shared writing products, taking advantage of technology's</p>	<p>Use technology, including the Internet, to produce, publish, and update individual or shared writing products <u>in response to ongoing feedback,</u></p>

capacity to link to other information and to display information flexibly and dynamically.	<u>including new arguments or information.</u>
<b>Grades 9-10, Standard 7 (W.9–10.7)</b>	<b>Grades 11-12, Standard 7 (W.11–12.7)</b>
Conduct short as well as more sustained research projects to answer a question (including a self-generated question) or solve a problem; narrow or broaden the inquiry when appropriate; synthesize multiple sources on the subject, demonstrating understanding of the subject under investigation.	Conduct short as well as more sustained research projects to answer a question (including a self-generated question) or solve a problem; narrow or broaden the inquiry when appropriate; synthesize multiple sources on the subject, demonstrating understanding of the subject under investigation.
<b>Grades 9-10, Standard 8 (W.9–10.8)</b>	<b>Grades 11-12, Standard 8 (W.11–12.8)</b>
Gather relevant information from multiple authoritative print and digital sources, using advanced searches effectively; assess the usefulness of each source in answering the research question; integrate information into the text selectively to maintain the flow of ideas, avoiding plagiarism and following a standard format for citation.	Gather relevant information from multiple authoritative print and digital sources, using advanced searches effectively; assess the <u>strengths and limitations</u> of each source <u>in terms of the task, purpose, and audience</u> ; integrate information into the text selectively to maintain the flow of ideas, avoiding plagiarism and <u>overreliance on any one source</u> and following a standard format for citation.
<b>Grades 9-10, Standard 9 (W.9–10.9)</b>	<b>Grades 11-12, Standard 9 (W.11–12.9)</b>
Draw evidence from literary or informational texts to support analysis, reflection, and research. <ul style="list-style-type: none"> <li>a. Apply <i>grades 9–10 Reading standards</i> to literature (e.g., “Analyze how an author draws on and transforms source material in a specific work [e.g., how Shakespeare treats a theme or topic from Ovid or the Bible or how a later author draws on a play by Shakespeare]”).</li> <li>b. Apply <i>grades 9–10 Reading standards</i> to literary nonfiction (e.g., “Delineate and evaluate the argument and specific claims in a text, assessing whether the reasoning is valid and the evidence is relevant and sufficient; identify false statements and fallacious reasoning”).</li> </ul>	Draw evidence from literary or informational texts to support analysis, reflection, and research. <ul style="list-style-type: none"> <li>a. Apply <u><i>grades 11–12 Reading standards</i></u> to literature (e.g., “<u>Demonstrate knowledge of eighteenth-, nineteenth- and early-twentieth-century foundational works of American literature, including how two or more texts from the same period treat similar themes or topics</u>”).</li> <li>b. Apply <u><i>grades 11–12 Reading standards</i></u> to literary nonfiction (e.g., “Delineate and evaluate the <u>reasoning in seminal U.S. texts, including the application of constitutional principles and use of legal reasoning [e.g., in U.S. Supreme Court Case majority opinions and dissents] and the premises, purposes, and arguments in works of public advocacy [e.g., <i>The Federalist</i>, presidential addresses]</u>”).</li> </ul>
<b>Grades 9-10, Standard 10 (W.9–10.10)</b>	<b>Grades 11-12, Standard 10 (W.11–12.10)</b>
Write routinely over extended time frames (time for research, reflection, and revision) and shorter time frames (a single sitting or a day or two) for a	Write routinely over extended time frames (time for research, reflection, and revision) and shorter time frames (a single sitting or a day or two) for a



range of tasks, purposes, and audiences.	range of tasks, purposes, and audiences.
--	--

## Speaking and Listening Standards Progression from Grades 9-10 to Grades 11-12

In grades 11 and 12, students speak (both in formal presentations and in informal discussions) with growing maturity to convey ideas and information both clearly and persuasively. They are simultaneously developing listening skills that allow them to participate effectively and contribute to groups.

Specific changes in the Speaking and Listening Standards from grades 9-10 to grades 11-12 are highlighted in the chart below:

Grades 9-10, Standard 1 (SL.9–10.1)	Grades 11-12, Standard 1 (SL.11–12.1)
<p>Initiate and participate effectively in a range of collaborative discussions (one-on-one, in groups, and teacher-led) with diverse partners on <i>grades 9–10 topics, texts, and issues</i>, building on others' ideas and expressing their own clearly and persuasively.</p> <ol style="list-style-type: none"> <li>Come to discussions prepared, having read and researched material under study; explicitly draw on that preparation by referring to evidence from texts and other research on the topic or issue to stimulate a thoughtful, well-reasoned exchange of ideas.</li> <li>Work with peers to set rules for collegial discussions and decision-making (e.g., informal consensus, taking votes on key issues, presentation of alternate views), clear goals and deadlines, and individual roles as needed.</li> <li>Propel conversations by posing and responding to questions that relate the current discussion to broader themes or larger ideas; actively incorporate others into the discussion; and clarify, verify, or challenge ideas and conclusions.</li> <li>Respond thoughtfully to diverse perspectives, summarize points of agreement and disagreement, and, when warranted, qualify or justify their own views and understanding and make new connections in light of the evidence and reasoning presented.</li> </ol>	<p>Initiate and participate effectively in a range of collaborative discussions (one-on-one, in groups, and teacher-led) with diverse partners on <u>grades 11–12 topics, texts, and issues</u>, building on others' ideas and expressing their own clearly and persuasively.</p> <ol style="list-style-type: none"> <li>Come to discussions prepared, having read and researched material under study; explicitly draw on that preparation by referring to evidence from texts and other research on the topic or issue to stimulate a thoughtful, well-reasoned exchange of ideas.</li> <li>Work with peers to <u>promote civil, democratic</u> discussions and decision-making, set clear goals and deadlines, <u>and establish</u> individual roles as needed.</li> <li>Propel conversations by posing and responding to questions that <u>probe reasoning and evidence; ensure a hearing for a full range of positions on a topic or issue</u>; clarify, verify, or challenge ideas and conclusions; <u>and promote divergent and creative perspectives</u>.</li> <li>Respond thoughtfully to diverse perspectives; <u>synthesize comments, claims, and evidence made on all sides of an issue; resolve contradictions when possible; and determine what additional information or research is required to deepen the investigation or complete the task</u>.</li> </ol>
<b>Grades 9-10, Standard 2 (SL.9–10.2)</b>	<b>Grades 11-12, Standard 2 (SL.11–12.2)</b>

Integrate multiple sources of information presented in diverse media or formats (e.g., visually, quantitatively, orally) evaluating the credibility and accuracy of each source.	Integrate multiple sources of information presented in diverse formats and media (e.g., visually, quantitatively, orally) <u>in order to make informed decisions and solve problems</u> , evaluating the credibility and accuracy of each source <u>and noting any discrepancies among the data</u> .
<b>Grades 9-10, Standard 3 (SL.9–10.3)</b>	<b>Grades 11-12, Standard 3 (SL.11–12.3)</b>
Evaluate a speaker’s point of view, reasoning, and use of evidence and rhetoric, identifying any fallacious reasoning or exaggerated or distorted evidence.	Evaluate a speaker’s point of view, reasoning, and use of evidence and rhetoric, <u>assessing the stance, premises, links among ideas, word choice, points of emphasis, and tone used</u> .
<b>Grades 9-10, Standard 4 (SL.9–10.4)</b>	<b>Grades 11-12, Standard 4 (SL.11–12.4)</b>
Present information, findings, and supporting evidence clearly, concisely, and logically such that listeners can follow the line of reasoning and the organization, development, substance, and style are appropriate to purpose, audience, and task.	Present information, findings, and supporting evidence, <u>conveying a clear and distinct perspective</u> , such that listeners can follow the line of reasoning, <u>alternative or opposing perspectives are addressed</u> , and the organization, development, substance, and style are appropriate to purpose, audience, and <u>a range of formal and informal</u> tasks.
<b>Grades 9-10, Standard 5 (SL.9–10.5)</b>	<b>Grades 11-12, Standard 5 (SL.11–12.5)</b>
Make strategic use of digital media (e.g., textual, graphical, audio, visual, and interactive elements) in presentations to enhance understanding of findings, reasoning, and evidence and to add interest.	Make strategic use of digital media (e.g., textual, graphical, audio, visual, and interactive elements) in presentations to enhance understanding of findings, reasoning, and evidence and to add interest.
<b>Grades 9-10, Standard 6 (SL.9–10.6)</b>	<b>Grades 11-12, Standard 6 (SL.11–12.6)</b>
Adapt speech to a variety of contexts and tasks, demonstrating command of formal English when indicated or appropriate. (See grades 9–10 Language standards 1 and 3 on page 54 for specific expectations.)	Adapt speech to a variety of contexts and tasks, demonstrating a command of formal English when indicated or appropriate. (See <u>grades 11–12</u> Language standards 1 and 3 on page 54 for specific expectations.)