

# Comparing Populations: DIBELS 8th Edition

View	Population	Time	Measure
Segment Results by: School Report Level: Account Grade Divider: On Display Data As: Percentage	Show Students Enrolled: On Test Day Grade: All Grades District: Howard County Public School System School: All Schools	School Year: 2021-2022 Period: 21-22 BOY	Measure: Composite Score Performance Measurement: Levels Level Filter: All Levels

School	Well Below Benchmark	Below Benchmark	At Benchmark	Above Benchmark	Total Students
--------	----------------------	-----------------	--------------	-----------------	----------------

HOWARD COUNTY PUBLIC SCHOOL DIST...

Current as of 12/11/2021

Grade K	Reference Data	Reference Point: Account
	21-22 BOY	
Atholton Elementary School	21-22 BOY	
Bellows Spring Elementary School	21-22 BOY	
Bollman Bridge Elementary School	21-22 BOY	
Bryant Woods Elementary School	21-22 BOY	
Bushy Park Elementary School	21-22 BOY	
Centennial Lane Elementary School	21-22 BOY	
Clarksville Elementary School	21-22 BOY	
Clemens Crossing Elementary School	21-22 BOY	
Cradlerock Elementary School	21-22 BOY	
Dayton Oaks Elementary School	21-22 BOY	
Deep Run Elementary School	21-22 BOY	
Digital Education Center (DEC)	21-22 BOY	
Ducketts Lane Elementary School	21-22 BOY	
Elkridge Elementary School	21-22 BOY	
Forest Ridge Elementary School	21-22 BOY	
Fulton Elementary School	21-22 BOY	
Gorman Crossing Elementary School	21-22 BOY	


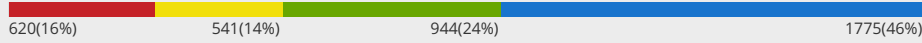
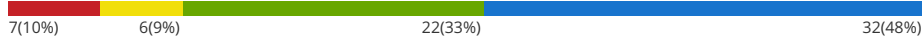

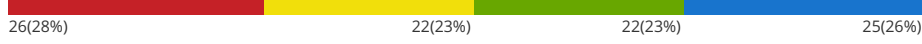















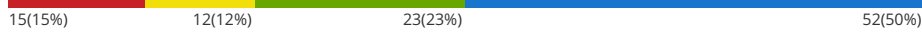

Guilford Elementary School	21-22 BOY	
Hammond Elementary School	21-22 BOY	
Hanover Hills Elementary School	21-22 BOY	
Hollifield Station Elementary School	21-22 BOY	
Ilchester Elementary School	21-22 BOY	
Jeffers Hill Elementary School	21-22 BOY	
Laurel Woods Elementary School	21-22 BOY	
Lisbon Elementary School	21-22 BOY	
Longfellow Elementary School	21-22 BOY	
Manor Woods Elementary School	21-22 BOY	
Northfield Elementary School	21-22 BOY	
Phelps Luck Elementary School	21-22 BOY	
Pointers Run Elementary School	21-22 BOY	
Rockburn Elementary School	21-22 BOY	
Running Brook Elementary School	21-22 BOY	
St. John's Lane Elementary School	21-22 BOY	
Stevens Forest Elementary School	21-22 BOY	
Swansfield Elementary School	21-22 BOY	
Talbott Springs Elementary School	21-22 BOY	
Thunder Hill Elementary School	21-22 BOY	
Triadelphia Ridge Elementary School	21-22 BOY	
Veterans Elementary School	21-22 BOY	
Waterloo Elementary School	21-22 BOY	

Waverly Elementary School	21-22 BOY  10(10%) 15(15%) 15(15%) 57(60%)
West Friendship Elementary School	21-22 BOY  6(10%) 7(11%) 10(16%) 38(63%)
Worthington Elementary School	21-22 BOY  5(11%) 5(11%) 10(21%) 27(57%)
Grade 1	<b>Reference Data</b> Reference Point: <b>Account</b>
	21-22 BOY  579(16%) 388(11%) 902(24%) 1815(49%)
Atholton Elementary School	21-22 BOY  7(10%) 6(9%) 17(25%) 38(56%)
Bellows Spring Elementary School	21-22 BOY  6(6%) 10(9%) 24(22%) 69(63%)
Bollman Bridge Elementary School	21-22 BOY  22(26%) 10(12%) 29(35%) 23(27%)
Bryant Woods Elementary School	21-22 BOY  21(41%) 5(10%) 13(25%) 12(24%)
Bushy Park Elementary School	21-22 BOY  4(5%) 1(1%) 30(39%) 41(55%)
Centennial Lane Elementary School	21-22 BOY  4(4%) 5(5%) 25(26%) 63(65%)
Clarksville Elementary School	21-22 BOY  7(9%) 4(5%) 16(21%) 50(65%)
Clemens Crossing Elementary School	21-22 BOY  14(16%) 14(16%) 27(31%) 33(37%)
Cradlerock Elementary School	21-22 BOY  21(34%) 9(15%) 12(20%) 19(31%)
Dayton Oaks Elementary School	21-22 BOY  7(6%) 6(5%) 25(21%) 80(68%)
Deep Run Elementary School	21-22 BOY  27(31%) 8(9%) 18(20%) 35(40%)
Digital Education Center (DEC)	21-22 BOY  10(11%) 7(8%) 19(21%) 56(60%)
Ducketts Lane Elementary School	21-22 BOY  29(34%) 8(10%) 18(22%) 28(34%)
Elkridge Elementary School	21-22 BOY  17(16%) 12(11%) 26(24%) 52(49%)
Forest Ridge Elementary School	21-22 BOY  19(22%) 10(12%) 25(29%) 32(37%)
Fulton Elementary School	21-22 BOY  3(2%) 8(7%) 26(21%) 84(70%)
Gorman Crossing Elementary School	21-22 BOY  21(20%) 13(12%) 19(18%) 54(50%)
Guilford Elementary School	21-22 BOY  11(17%) 14(22%) 17(27%) 22(34%)

Hammond Elementary School	21-22 BOY	
Hanover Hills Elementary School	21-22 BOY	
Hollifield Station Elementary School	21-22 BOY	
Ilchester Elementary School	21-22 BOY	
Jeffers Hill Elementary School	21-22 BOY	
Laurel Woods Elementary School	21-22 BOY	
Lisbon Elementary School	21-22 BOY	
Longfellow Elementary School	21-22 BOY	
Manor Woods Elementary School	21-22 BOY	
Northfield Elementary School	21-22 BOY	
Phelps Luck Elementary School	21-22 BOY	
Pointers Run Elementary School	21-22 BOY	
Rockburn Elementary School	21-22 BOY	
Running Brook Elementary School	21-22 BOY	
St. John's Lane Elementary School	21-22 BOY	
Stevens Forest Elementary School	21-22 BOY	
Swansfield Elementary School	21-22 BOY	
Talbot Springs Elementary School	21-22 BOY	
Thunder Hill Elementary School	21-22 BOY	
Triadelphia Ridge Elementary School	21-22 BOY	
Veterans Elementary School	21-22 BOY	
Waterloo Elementary School	21-22 BOY	
Waverly Elementary School	21-22 BOY	

West Friendship Elementary School	21-22 BOY  3(5%) 10(18%) 13(23%) 30(54%)
Worthington Elementary School	21-22 BOY  8(15%) 4(7%) 12(22%) 31(56%)
Grade 2	<b>Reference Data</b> Reference Point: <b>Account</b>
	21-22 BOY  762(20%) 408(11%) 1002(27%) 1601(42%)
Atholton Elementary School	21-22 BOY  17(22%) 5(7%) 24(32%) 30(39%)
Bellows Spring Elementary School	21-22 BOY  14(15%) 10(11%) 29(32%) 39(42%)
Bollman Bridge Elementary School	21-22 BOY  25(25%) 12(12%) 35(34%) 29(29%)
Bryant Woods Elementary School	21-22 BOY  13(28%) 2(4%) 13(28%) 19(40%)
Bushy Park Elementary School	21-22 BOY  10(11%) 14(16%) 23(26%) 42(47%)
Centennial Lane Elementary School	21-22 BOY  9(10%) 15(16%) 25(27%) 44(47%)
Clarksville Elementary School	21-22 BOY  10(13%) 3(4%) 13(16%) 54(67%)
Clemens Crossing Elementary School	21-22 BOY  17(20%) 8(9%) 23(27%) 38(44%)
Cradlerock Elementary School	21-22 BOY  19(29%) 10(15%) 15(23%) 21(33%)
Dayton Oaks Elementary School	21-22 BOY  12(12%) 7(7%) 21(21%) 59(60%)
Deep Run Elementary School	21-22 BOY  37(38%) 19(20%) 20(21%) 20(21%)
Digital Education Center (DEC)	21-22 BOY  11(16%) 5(7%) 21(31%) 31(46%)
Ducketts Lane Elementary School	21-22 BOY  29(43%) 7(10%) 13(19%) 19(28%)
Elkridge Elementary School	21-22 BOY  26(20%) 14(11%) 41(32%) 48(37%)
Forest Ridge Elementary School	21-22 BOY  39(38%) 11(10%) 17(16%) 38(36%)
Fulton Elementary School	21-22 BOY  14(10%) 14(10%) 44(32%) 66(48%)
Gorman Crossing Elementary School	21-22 BOY  22(18%) 14(11%) 34(27%) 54(44%)
Guilford Elementary School	21-22 BOY  25(32%) 13(17%) 20(26%) 19(25%)
Hammond Elementary School	21-22 BOY  16(16%) 11(11%) 30(31%) 41(42%)

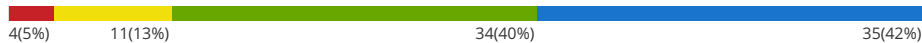



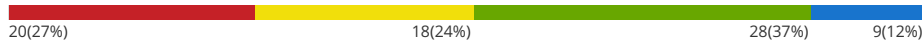







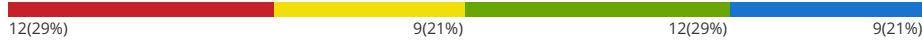



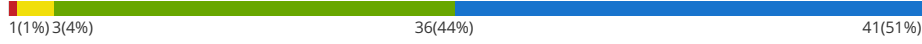





Hanover Hills Elementary School	21-22 BOY	
Hollifield Station Elementary School	21-22 BOY	
Ilchester Elementary School	21-22 BOY	
Jeffers Hill Elementary School	21-22 BOY	
Laurel Woods Elementary School	21-22 BOY	
Lisbon Elementary School	21-22 BOY	
Longfellow Elementary School	21-22 BOY	
Manor Woods Elementary School	21-22 BOY	
Northfield Elementary School	21-22 BOY	
Phelps Luck Elementary School	21-22 BOY	
Pointers Run Elementary School	21-22 BOY	
Rockburn Elementary School	21-22 BOY	
Running Brook Elementary School	21-22 BOY	
St. John's Lane Elementary School	21-22 BOY	
Stevens Forest Elementary School	21-22 BOY	
Swansfield Elementary School	21-22 BOY	
Talbott Springs Elementary School	21-22 BOY	
Thunder Hill Elementary School	21-22 BOY	
Triadelphia Ridge Elementary School	21-22 BOY	
Veterans Elementary School	21-22 BOY	
Waterloo Elementary School	21-22 BOY	
Waverly Elementary School	21-22 BOY	
West Friendship Elementary School	21-22 BOY	

Worthington Elementary School	21-22 BOY 
Grade 3	<b>Reference Data</b> Reference Point: <b>Account</b>
	21-22 BOY 
Atholton Elementary School	21-22 BOY 
Bellows Spring Elementary School	21-22 BOY 
Bollman Bridge Elementary School	21-22 BOY 
Bryant Woods Elementary School	21-22 BOY 
Bushy Park Elementary School	21-22 BOY 
Centennial Lane Elementary School	21-22 BOY 
Clarksville Elementary School	21-22 BOY 
Clemens Crossing Elementary School	21-22 BOY 
Cradlerock Elementary School	21-22 BOY 
Dayton Oaks Elementary School	21-22 BOY 
Deep Run Elementary School	21-22 BOY 
Digital Education Center (DEC)	21-22 BOY 
Ducketts Lane Elementary School	21-22 BOY 
Elkridge Elementary School	21-22 BOY 
Forest Ridge Elementary School	21-22 BOY 
Fulton Elementary School	21-22 BOY 
Gorman Crossing Elementary School	21-22 BOY 
Guilford Elementary School	21-22 BOY 
Hammond Elementary School	21-22 BOY 
Hanover Hills Elementary School	21-22 BOY 

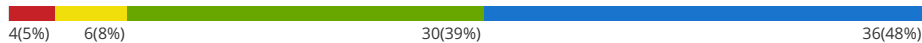









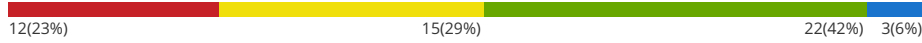










Hollifield Station Elementary School	21-22 BOY	
Ilchester Elementary School	21-22 BOY	
Jeffers Hill Elementary School	21-22 BOY	
Laurel Woods Elementary School	21-22 BOY	
Lisbon Elementary School	21-22 BOY	
Longfellow Elementary School	21-22 BOY	
Manor Woods Elementary School	21-22 BOY	
Northfield Elementary School	21-22 BOY	
Phelps Luck Elementary School	21-22 BOY	
Pointers Run Elementary School	21-22 BOY	
Rockburn Elementary School	21-22 BOY	
Running Brook Elementary School	21-22 BOY	
St. John's Lane Elementary School	21-22 BOY	
Stevens Forest Elementary School	21-22 BOY	
Swansfield Elementary School	21-22 BOY	
Talbott Springs Elementary School	21-22 BOY	
Thunder Hill Elementary School	21-22 BOY	
Triadelphia Ridge Elementary School	21-22 BOY	
Veterans Elementary School	21-22 BOY	
Waterloo Elementary School	21-22 BOY	
Waverly Elementary School	21-22 BOY	
West Friendship Elementary School	21-22 BOY	
Worthington Elementary School	21-22 BOY	



Grade 4	Reference Data Reference Point: Account
	21-22 BOY  425(11%) 644(17%) 1755(46%) 986(26%)
Atholton Elementary School	21-22 BOY  4(8%) 11(21%) 31(58%) 7(13%)
Bellows Spring Elementary School	21-22 BOY  6(7%) 12(13%) 48(53%) 25(27%)
Bollman Bridge Elementary School	21-22 BOY  27(28%) 24(25%) 36(38%) 9(9%)
Bryant Woods Elementary School	21-22 BOY  11(23%) 4(8%) 20(42%) 13(27%)
Bushy Park Elementary School	21-22 BOY  6(6%) 12(12%) 62(59%) 24(23%)
Centennial Lane Elementary School	21-22 BOY  4(4%) 11(11%) 39(38%) 50(47%)
Clarksville Elementary School	21-22 BOY  2(2%) 9(9%) 47(50%) 37(39%)
Clemens Crossing Elementary School	21-22 BOY  9(11%) 12(15%) 38(47%) 22(27%)
Cradlerock Elementary School	21-22 BOY  22(39%) 12(21%) 19(33%) 4(7%)
Dayton Oaks Elementary School	21-22 BOY  4(4%) 15(14%) 59(52%) 33(30%)
Deep Run Elementary School	21-22 BOY  28(29%) 24(25%) 32(34%) 11(12%)
Digital Education Center (DEC)	21-22 BOY  11(14%) 20(26%) 36(47%) 10(13%)
Ducketts Lane Elementary School	21-22 BOY  15(17%) 23(27%) 39(46%) 9(10%)
Elkridge Elementary School	21-22 BOY  10(8%) 24(20%) 71(58%) 17(14%)
Forest Ridge Elementary School	21-22 BOY  17(20%) 17(20%) 37(42%) 16(18%)
Fulton Elementary School	21-22 BOY  8(7%) 17(14%) 47(39%) 48(40%)
Gorman Crossing Elementary School	21-22 BOY  7(5%) 29(21%) 57(43%) 42(31%)
Guilford Elementary School	21-22 BOY  11(16%) 21(30%) 31(44%) 7(10%)
Hammond Elementary School	21-22 BOY  10(10%) 13(13%) 50(50%) 27(27%)
Hanover Hills Elementary School	21-22 BOY  22(19%) 31(27%) 46(39%) 17(15%)
Hollifield Station Elementary School	21-22 BOY  10(10%) 18(18%) 46(48%) 24(24%)

Ilchester Elementary School	21-22 BOY 
Jeffers Hill Elementary School	21-22 BOY 
Laurel Woods Elementary School	21-22 BOY 
Lisbon Elementary School	21-22 BOY 
Longfellow Elementary School	21-22 BOY 
Manor Woods Elementary School	21-22 BOY 
Northfield Elementary School	21-22 BOY 
Phelps Luck Elementary School	21-22 BOY 
Pointers Run Elementary School	21-22 BOY 
Rockburn Elementary School	21-22 BOY 
Running Brook Elementary School	21-22 BOY 
St. John's Lane Elementary School	21-22 BOY 
Stevens Forest Elementary School	21-22 BOY 
Swansfield Elementary School	21-22 BOY 
Talbott Springs Elementary School	21-22 BOY 
Thunder Hill Elementary School	21-22 BOY 
Triadelphia Ridge Elementary School	21-22 BOY 
Veterans Elementary School	21-22 BOY 
Waterloo Elementary School	21-22 BOY 
Waverly Elementary School	21-22 BOY 
West Friendship Elementary School	21-22 BOY 
Worthington Elementary School	21-22 BOY 

Grade 5	Reference Data Reference Point: Account
	21-22 BOY  540(13%) 647(16%) 1523(38%) 1305(33%)
Atholton Elementary School	21-22 BOY  6(9%) 11(16%) 31(44%) 22(31%)
Bellows Spring Elementary School	21-22 BOY  7(8%) 9(11%) 32(39%) 35(42%)
Bollman Bridge Elementary School	21-22 BOY  22(20%) 20(19%) 42(39%) 24(22%)
Bryant Woods Elementary School	21-22 BOY  6(15%) 10(24%) 15(37%) 10(24%)
Bushy Park Elementary School	21-22 BOY  5(5%) 18(19%) 38(39%) 36(37%)
Centennial Lane Elementary School	21-22 BOY  6(5%) 10(8%) 54(43%) 55(44%)
Clarksville Elementary School	21-22 BOY  11(13%) 12(15%) 28(34%) 31(38%)
Clemens Crossing Elementary School	21-22 BOY  9(9%) 20(20%) 36(36%) 35(35%)
Cradlerock Elementary School	21-22 BOY  18(27%) 13(19%) 21(32%) 15(22%)
Dayton Oaks Elementary School	21-22 BOY  8(7%) 11(9%) 52(44%) 48(40%)
Deep Run Elementary School	21-22 BOY  35(42%) 13(15%) 24(28%) 13(15%)
Digital Education Center (DEC)	21-22 BOY  21(21%) 24(24%) 33(35%) 20(20%)
Ducketts Lane Elementary School	21-22 BOY  33(34%) 19(19%) 40(41%) 6(6%)
Elkridge Elementary School	21-22 BOY  21(17%) 21(17%) 51(40%) 33(26%)
Forest Ridge Elementary School	21-22 BOY  27(25%) 17(16%) 37(35%) 25(24%)
Fulton Elementary School	21-22 BOY  3(2%) 11(8%) 63(46%) 60(44%)
Gorman Crossing Elementary School	21-22 BOY  6(6%) 24(22%) 41(38%) 37(34%)
Guilford Elementary School	21-22 BOY  15(20%) 12(16%) 30(40%) 18(24%)
Hammond Elementary School	21-22 BOY  6(6%) 17(17%) 42(40%) 38(37%)
Hanover Hills Elementary School	21-22 BOY  28(25%) 22(20%) 41(38%) 19(17%)
Hollifield Station Elementary School	21-22 BOY  16(13%) 25(21%) 48(41%) 30(25%)

Ilchester Elementary School	21-22 BOY	
Jeffers Hill Elementary School	21-22 BOY	
Laurel Woods Elementary School	21-22 BOY	
Lisbon Elementary School	21-22 BOY	
Longfellow Elementary School	21-22 BOY	
Manor Woods Elementary School	21-22 BOY	
Northfield Elementary School	21-22 BOY	
Phelps Luck Elementary School	21-22 BOY	
Pointers Run Elementary School	21-22 BOY	
Rockburn Elementary School	21-22 BOY	
Running Brook Elementary School	21-22 BOY	
St. John's Lane Elementary School	21-22 BOY	
Stevens Forest Elementary School	21-22 BOY	
Swansfield Elementary School	21-22 BOY	
Talbot Springs Elementary School	21-22 BOY	
Thunder Hill Elementary School	21-22 BOY	
Triadelphia Ridge Elementary School	21-22 BOY	
Veterans Elementary School	21-22 BOY	
Waterloo Elementary School	21-22 BOY	
Waverly Elementary School	21-22 BOY	
West Friendship Elementary School	21-22 BOY	
Worthington Elementary School	21-22 BOY	