


## 2025-2026 BBMS Leadership Minutes



<b>Date:</b>	August 5, 2025
<b>Attendees:</b>	Smithson, Perry, Brewrink, Tara Martin, Glanz, Evans, Koslowski, Nanni, Rainey, Rogers, Travisano, Kronzer, Mittel, Russo, Callahan, Willhelm, Nourbakhsh, Humphrey

### Agenda/Discussion Items



Topic	Discussion	Follow-Up
<b>Backpacks</b>	<ul style="list-style-type: none"><li>If we stop use of backpacks- be sure to include expectations in opening week lessons</li></ul>	<b>Decision- No backpacks</b>  <b>Smithson-</b> Advertise to families by 8/8; Brainstorm with PE department best way to manage this in PE classes  <b>Teams/ Nanni, Chesser, Travisano-</b> Lesson on lockers (this can be included in the first week lesson)  locker chart: <a href="#">Locker Hanger SEL</a> <a href="#">What Do I Need?</a> <a href="#">Locker Organizer</a> Locker visit before PE is important.



# Lockers





**When can I go?**





# When can I go?


- Arrival Time (8:30 - 8:40)
- Before Lunch
- After Lunch
- Dismissal Time (3:25 - 3:30)




What happens If I need  
something at a different time?



You **MUST** have a pass from your  
teacher. It will be up to the teacher if  
it is an appropriate time



How will I  
know what I  
need?



# Make a Locker Hanger!

Shark Time Teachers will hand out a Locker Hanger called “What do I need for class?”

Take out your schedule, fill in your classes, and then fill in the supplies that you will need for each class.

Once you are done, get permission to go tape the hanger in your locker!





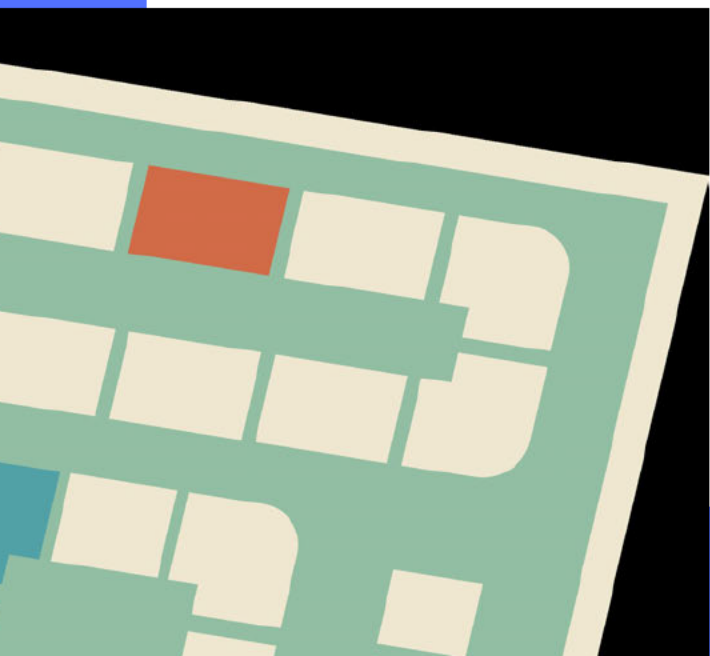
Make sure to  
check the list  
every time you are  
at your locker!





# Now, Let's practice!

Can you open your locker  
on the first try?



## What do I need for class?

Supplies I need to bring to Period 1:

<u>Period</u>	<u>Class</u>	<u>Supplies</u>
1		
2		
3		
4		
5		

Supplies I need to bring to Period 6:

<u>Period</u>	<u>Class</u>	<u>Supplies</u>
6		
7		

## What do I need for class?

Supplies I need to bring to Period 1:

<u>Period</u>	<u>Class</u>	<u>Supplies</u>
1		
2		
3		
4		
5		

Supplies I need to bring to Period 6:

<u>Period</u>	<u>Class</u>	<u>Supplies</u>
6		
7		

### Locker Times:

(These are the times you **may** go to your locker!)

- Arrival Time (8:30 -8:40)
- Before Lunch
- After Lunch
- Dismissal Time (3:25 - 3:30)

\*All other times, you **MUST** have a pass from your teacher!

### Locker Times:

(These are the times you **may** go to your locker!)

- Arrival Time (8:30 -8:40)
- Before Lunch
- After Lunch
- Dismissal Time (3:25 - 3:30)

\*All other times, you **MUST** have a pass from your teacher!